

**MATCH RESULTS**

**POOL A**

No	Date	Teams	Set	Result per set (points)					Total Points	Time	Spectators
				1	2	3	4	5			
3	7/2/2014	HKG - KOR	0-3	16-25	19-25	15-25			50- 75	1:16	600
6	7/3/2014	TPE - KOR	3-0	26-24	25-17	25-21			76- 62	1:22	430
9	7/4/2014	TPE - HKG	3-0	25-16	25- 9	25-21			75- 46	1:13	400

**POOL B**

No	Date	Teams	Set	Result per set (points)					Total Points	Time	Spectators
				1	2	3	4	5			
1	7/2/2014	MAC - JPN	0-3	6-25	5-25	6-25			17- 75	0:57	400
2	7/2/2014	CHN - MGL	3-0	25- 5	25-14	25-12			75- 31	0:58	350
4	7/3/2014	MAC - MGL	3-2	24-26	12-25	25-23	25-23	15-13	101-110	2:05	1,000
5	7/3/2014	JPN - CHN	1-3	25-17	22-25	22-25	15-25		84- 92	1:41	800
7	7/4/2014	MAC - CHN	0-3	12-25	8-25	11-25			31- 75	0:57	300
8	7/4/2014	MGL - JPN	0-3	7-25	12-25	6-25			25- 75	0:59	350

**F 5th-7th**

No	Date	Teams	Set	Result per set (points)					Total Points	Time	Spectators
				1	2	3	4	5			
10	7/5/2014	HKG - MGL	3-0	25-15	25-17	25-19			75- 51	1:12	300
13	7/6/2014	HKG - MAC	3-0	25-13	25-18	25-15			75- 46	1:11	220

**Semi Final**

No	Date	Teams	Set	Result per set (points)					Total Points	Time	Spectators
				1	2	3	4	5			
11	7/5/2014	KOR - CHN	0-3	11-25	19-25	21-25			51- 75	1:11	580
12	7/5/2014	TPE - JPN	0-3	21-25	13-25	23-25			57- 75	1:19	850

**FINAL**

No	Date	Teams	Set	Result per set (points)					Total Points	Time	Spectators
				1	2	3	4	5			
14	7/6/2014	KOR - TPE	1-3	19-25	25-21	14-25	15-25		73- 96	1:45	1,600
15	7/6/2014	CHN - JPN	0-3	23-25	23-25	15-25			61- 75	1:19	2,000

**TEAM RANKING**

**POOL A**

Rk	Code	Team	Matches				Results Details						Sets			Points		
			Pts	T	W	L	3-0	3-1	3-2	2-3	1-3	0-3	W	L	Ratio	W	L	Ratio
1	TPE	CHINESE TAIPEI	6	2	2	0	2	0	0	0	0	0	6	0	MAX	151	108	1.398
2	KOR	KOREA	3	2	1	1	1	0	0	0	0	1	3	3	1.000	137	126	1.087
3	HKG	HONG KONG	0	2	0	2	0	0	0	0	2	0	6			96	150	0.640

**POOL B**




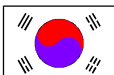
Rk	Code	Team	Matches				Results Details						Sets			Points		
			Pts	T	W	L	3-0	3-1	3-2	2-3	1-3	0-3	W	L	Ratio	W	L	Ratio
1	CHN	CHINA	9	3	3	0	2	1	0	0	0	0	9	1	9.000	242	146	1.658
2	JPN	JAPAN	6	3	1	2	0	0	0	0	1	0	7	3	2.333	234	134	1.746
3	MAC	MACAO	2	3	2	2	0	0	1	0	0	2	3	8	0.375	149	260	0.573
4	MGL	MONGOLIA	1	3	0	3	0	0	0	1	0	2	2	9	0.222	166	251	0.661

**F 5th-7th**

Rk	Code	Team	Matches				Results Details						Sets			Points		
			Pts	T	W	L	3-0	3-1	3-2	2-3	1-3	0-3	W	L	Ratio	W	L	Ratio
1	HKG	HONG KONG	6	2	2	0	2	0	0	0	0	0	6	0	MAX	150	97	1.546
2	MAC	MACAO	2	2	1	1	0	0	1	0	0	1	3	5	0.600	147	185	0.795
3	MGL	MONGOLIA	1	2	0	2	0	0	0	1	0	1	2	6	0.333	161	176	0.915



FINAL

1.  JAPAN
2.  CHINA
3.  CHINESE TAIPEI
4.  KOREA