



FIVB[™]

FÉDÉRATION INTERNATIONALE
DE VOLLEYBALL

**OFFICIAL BEACH VOLLEYBALL RULES
(VERSION 4 vs 4)
2018-2019**

QATAR VOLLEYBALL
فدراسیون لوبه القطر

Official Beach Volleyball Rules (Version 4 vs 4) 2018-2019

Published by FIVB – www.fivb.com

Design and layout: Samuel Chesaux

Illustrations: © FIVB 2016



OFFICIAL BEACH VOLLEYBALL RULES (VERSION 4 vs 4) 2018-2019

CONTENTS

GAME CHARACTERISTICS	7
PART 1: PHILOSOPHY OF RULES AND REFEREEING	8
PART 2 - SECTION 1: GAME	11
CHAPTER 1: FACILITIES AND EQUIPMENT	12
1 PLAYING AREA	12
1.1 DIMENSIONS.....	12
1.2 PLAYING SURFACE	12
1.3 LINES ON THE COURT	12
1.4 ZONES AND AREAS.....	13
1.5 WEATHER	13
1.6 LIGHTING.....	13
2 NET AND POSTS	13
2.1 HEIGHT OF THE NET.....	13
2.2 STRUCTURE	14
2.3 SIDE BANDS.....	14
2.4 ANTENNAE	14
2.5 POSTS.....	15
2.6 ADDITIONAL EQUIPMENT	15
3 BALLS.....	15
3.1 STANDARDS	15
3.2 UNIFORMITY OF BALLS	15
3.3 FIVE-BALL SYSTEM.....	15
CHAPTER 2: PARTICIPANTS	16
4 TEAMS	16
4.1 TEAM COMPOSITION.....	16
4.2 LOCATION OF THE TEAM.....	16
4.3 EQUIPMENT	17
4.4 CHANGE OF EQUIPMENT.....	17
4.5 FORBIDDEN OBJECTS	17
5 TEAM LEADERS	18
5.1 CAPTAIN.....	18
5.2 COACH	18

CHAPTER 3: PLAYING FORMAT 20

6 TO SCORE A POINT, TO WIN A SET AND THE MATCH.....20

6.1 TO SCORE A POINT.....20

6.2 TO WIN A SET.....21

6.3 TO WIN THE MATCH.....21

6.4 DEFAULT AND INCOMPLETE TEAM.....21

7 STRUCTURE OF PLAY.....21

7.1 THE TOSS.....21

7.2 OFFICIAL WARM-UP SESSION.....22

7.3 TEAM STARTING LINE-UP.....22

7.4 POSITIONS.....23

7.5 POSITIONAL FAULT.....23

7.6 SERVICE ORDER.....23

7.7 SERVICE ORDER FAULT.....23

CHAPTER 4: PLAYING ACTIONS 24

8 STATES OF PLAY.....24

8.1 BALL IN PLAY.....24

8.2 BALL OUT OF PLAY.....24

8.3 BALL “IN”.....24

8.4 BALL “OUT”.....24

9 PLAYING THE BALL.....25

9.1 TEAM HITS.....25

9.2 CHARACTERISTICS OF THE HIT.....26

9.3 FAULTS IN PLAYING THE BALL.....26

10 BALL AT THE NET.....26

10.1 BALL CROSSING THE NET.....26

10.2 BALL TOUCHING THE NET.....27

10.3 BALL IN THE NET.....27

11 PLAYER AT THE NET.....27

11.1 REACHING BEYOND THE NET.....27

11.2 PENETRATION INTO THE OPPONENT’S SPACE, COURT AND/OR FREE ZONE.....27

11.3 CONTACT WITH THE NET.....27

11.4 PLAYER’S FAULTS AT THE NET.....28

12 SERVICE.....28

12.1 FIRST SERVICE IN A SET.....28

12.2 SERVICE ORDER.....28

12.3 AUTHORIZATION OF THE SERVICE.....29

12.4 EXECUTION OF THE SERVICE.....29

12.5	SCREENING.....	29
12.6	FAULTS MADE DURING THE SERVICE	29
13	ATTACK HIT.....	30
13.1	CHARACTERISTICS OF THE ATTACK HIT	30
13.2	FAULTS OF THE ATTACK HIT	30
14	BLOCK	30
14.1	BLOCKING	30
14.2	BLOCK CONTACT	31
14.3	BLOCKING WITHIN THE OPPONENT’S SPACE.....	31
14.4	BLOCK AND TEAM HITS.....	31
14.5	BLOCKING THE SERVICE	31
14.6	BLOCKING FAULTS.....	31

CHAPTER 5: INTERRUPTIONS, DELAYS AND INTERVALS	32
---	-----------

15	INTERRUPTIONS.....	32
15.1	NUMBER OF REGULAR GAME INTERRUPTIONS	32
15.2	SEQUENCE OF REGULAR GAME INTERRUPTIONS	32
15.3	REQUEST FOR REGULAR GAME INTERRUPTIONS	32
15.4	TIME-OUTS	32
15.5	SUBSTITUTION	33
15.6	LIMITATION OF SUBSTITUTIONS.....	33
15.7	EXCEPTIONAL SUBSTITUTION.....	33
15.8	SUBSTITUTION FOR EXPULSION OR DISQUALIFICATION.....	33
15.9	ILLEGAL SUBSTITUTION.....	34
15.10	SUBSTITUTION PROCEDURE	34
15.11	IMPROPER REQUESTS.....	34
16	GAME DELAYS	35
16.1	TYPES OF DELAYS	35
16.2	DELAY SANCTIONS	35
17	EXCEPTIONAL GAME INTERRUPTIONS	36
17.1	INJURY/ILLNESS	36
17.2	EXTERNAL INTERFERENCE	36
17.3	PROLONGED INTERRUPTIONS	36
18	INTERVALS AND CHANGE OF COURTS/SWITCHES	36
18.1	INTERVALS	36
18.2	COURT SWITCHES	37

CHAPTER 6: PARTICIPANTS' CONDUCT 38

19 REQUIREMENTS OF CONDUCT 38
 19.1 SPORTSMANLIKE CONDUCT 38
 19.2 FAIR PLAY 38
20 MISCONDUCT AND ITS SANCTIONS 38
 20.1 MINOR MISCONDUCT 38
 20.2 MISCONDUCT LEADING TO SANCTIONS 39
 20.3 SANCTION SCALE 39
 20.4 APPLICATION OF MISCONDUCT SANCTIONS 40
 20.5 MISCONDUCT BEFORE AND BETWEEN SETS 40
 20.6 SUMMARY OF MISCONDUCT AND CARDS USED 40

PART 2 - SECTION 2: THE REFEREES, THEIR RESPONSIBILITIES AND OFFICIAL HAND SIGNALS 41

CHAPTER 7: REFEREES 42

21 REFEREEING CORPS AND PROCEDURES 42
 21.1 COMPOSITION 42
 21.2 PROCEDURES 42
22 1st REFEREE 43
 22.1 LOCATION 43
 22.2 AUTHORITY 43
 22.3 RESPONSIBILITIES 44
23 2nd REFEREE 44
 23.1 LOCATION 44
 23.2 AUTHORITY 44
 23.3 RESPONSIBILITIES 45
24 SCORER 46
 24.1 LOCATION 46
 24.2 RESPONSIBILITIES 46
25 ASSISTANT SCORER 47
 25.1 LOCATION 47
 25.2 RESPONSIBILITIES 47
26 LINE JUDGES 47
 26.1 LOCATION 47
 26.2 RESPONSIBILITIES 48
27 OFFICIAL SIGNALS 48
 27.1 REFEREES' HAND SIGNALS 48
 27.2 LINE JUDGES' FLAG SIGNALS 48

PART 2 - SECTION 3: DIAGRAMS **49**

D1 THE PLAYING AREA50

D2 THE PLAYING COURT.....51

D3 DESIGN OF THE NET.....52

D4a BALL CROSSING THE VERTICAL PLANE OF THE NET TO THE OPPONENT COURT.....53

D4b BALL CROSSING THE VERTICAL PLANE OF THE NET TO THE OPPONENT FREE ZONE54

D5 COLLECTIVE SCREEN55

D6 COMPLETED BLOCK55

D7 DETERRENTS AND SANCTIONS56

 D7a MISCONDUCT WARNING AND SANCTIONS SCALE AND THEIR CONSEQUENCES...56

 D7b DELAY SANCTIONS SCALE AND CONSEQUENCES.....56

D8 LOCATION OF REFEREEING CORPS AND THEIR ASSISTANTS57

D9 REFEREES' OFFICIAL HAND SIGNALS58-64

D10 LINE JUDGES' OFFICIAL FLAG SIGNALS65-66

PART 3: DEFINITIONS **67**

INDEX **70**







GAME CHARACTERISTICS

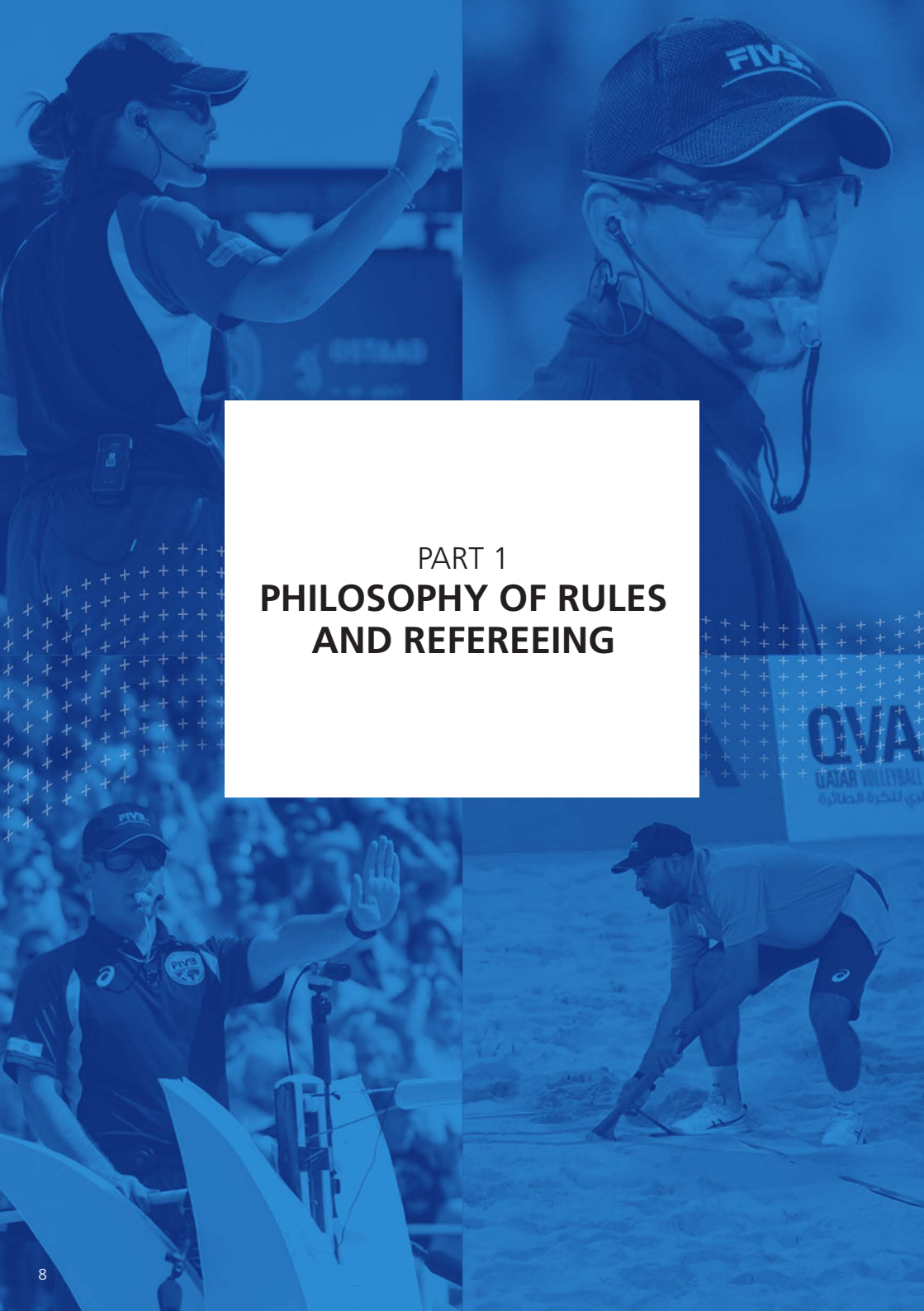
Beach Volleyball is a sport played by two teams on a sand court divided by a net. There are different versions available for specific circumstances in order to offer the versatility of the game to everyone.

The object of the game is to send the ball over the net in order to ground it on the opponent's court, and to prevent the same effort by the opponent. The team has three hits for returning the ball (including the block touch).

The ball is put in play with a service: hit by the server over the net to the opponents. The rally continues until the ball is grounded on the playing court, goes "out" or a team fails to return it properly.

In Beach Volleyball, the team winning a rally scores a point (Rally Point System). When the receiving team wins a rally, it gains a point and the right to serve. Its serving player must rotate one position clockwise every time this occurs.

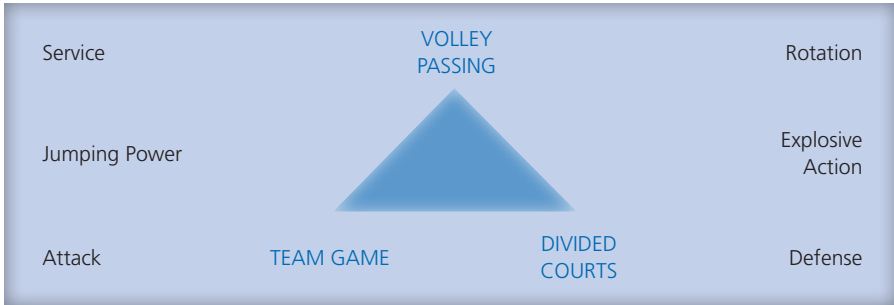




PART 1
**PHILOSOPHY OF RULES
AND REFEREEING**

INTRODUCTION

Beach Volleyball is one of the most successful and popular competitive and recreational sports in the world. It is **fast**, it is **exciting** and the action is **explosive**. Yet the Beach form of Volleyball comprises several crucial overlapping elements whose complimentary **interactions** render it unique amongst rally games.



In recent years the FIVB has made great strides in adapting the game to a modern audience.

Dating back to the 1930's when Beach Volleyball was first played on California beaches, 4 vs 4 Beach Volleyball has been played as an exciting version of the sport between teams of 4 athletes on court at any one time. The strong interest in the 4 vs 4 game, especially in recent years, has led to the need and introduction of a specific version of the Rule Book designed for International and Domestic competitions.

Although the 4 vs 4 game is very similar to the more popular 2 vs 2 game, there are some specific rules that apply to 4 vs 4 which are outlined in this version of the Official 4 vs 4 Rule Book.

This text is aimed at a broad Volleyball public – players, coaches, referees, spectators, commentators – for the following reasons:

- understanding the rules better, allows better play – coaches can create better team structure and tactics, allowing players full rein to display their skills;
- understanding the relationship between rules allows officials to make better decisions.

This introduction at first focuses on Beach Volleyball as a competitive sport, before setting out to identify the main qualities required for successful refereeing.

FIVB BEACH VOLLEYBALL IS A COMPETITIVE SPORT

Competition taps latent strengths. It exhibits the best of ability, spirit, creativity and aesthetics. The rules are structured to allow **all** of these qualities. With a few exceptions, Beach Volleyball allows all players to operate both at the net (in attack) and in the back of the court (to defend or serve).

The game's early exponents on the sands of California would still recognize it because Beach Volleyball has retained certain distinctive and essential elements over the years. Some of these it shares with other net/ball/racquet games:

- Service
- Rotation (taking turns to serve)
- Attack
- Defence

Beach Volleyball is, however, unique amongst net games in insisting that the ball is in constant flight – a flying ball – and by allowing each team a degree of internal passing before the ball must be returned to the opponents.

Modifications to the service rule have changed the act of service from simply a means of putting the ball in play to an offensive weapon.

The concept of “rotation” is entrenched to allow for all-round athletes. The rules on player positions must permit teams to have flexibility and to create interesting developments in tactics.

Competitors use this framework to contest techniques, tactics and power. The framework also allows players a freedom of expression to enthuse spectators and viewers.

And the image of Beach Volleyball is increasingly a good one.

THE REFEREE WITHIN THIS FRAMEWORK

The essence of a good official lies in the concept of fairness and consistency:

- to **be** fair to every participant,
- to be **viewed** as fair by the spectators.

This demands a huge element of trust – the referee must be trusted to allow the players to entertain:

- by being **accurate** in his/her **judgement**;
- **by understanding why the rule is written**;
- by being an **efficient organizer**;
- by allowing the competition to flow and by **directing** it to a conclusion;
- by being an **educator** – using the rules to penalise the unfair or admonish the impolite;
- by **promoting** the game – that is, by **allowing the spectacular** elements in the game to shine and the best players to do what they do best: **entertain** the public.

Finally we can say that a good referee will use the rules to make the competition a fulfilling experience for **all** concerned.

To those who have read thus far, view the rules which follow as the current state of development of a great game, but keep in mind why these preceding few paragraphs may be of equal importance to you in your own position within the sport.

Get involved!
Keep the ball flying!



PART 2
SECTION 1: **GAME**

CHAPTER 1 FACILITIES AND EQUIPMENT

See Rules

1 PLAYING AREA

The playing area includes the playing court and the free zone. It shall be rectangular and symmetrical.

1.1, D1

1.1 DIMENSIONS

1.1.1 The playing court is a rectangle measuring 16 x 8 m, surrounded by a free zone, which is a minimum of 3 m wide on all sides.

D2

The free playing space is the space above the playing area, which is free from all obstructions. The free playing space shall measure a minimum of 7 m in height from the playing surface.

1.1.2 **For FIVB, World and Official Competitions, the free zone is a minimum of 5 m and a maximum of 6 m from the end lines / side lines. The free playing space shall measure a minimum of 12.5 m in height from the playing surface.**

1.2 PLAYING SURFACE

1.2.1 The surface must be composed of levelled sand, as flat and uniform as possible, free of rocks, shells and anything else which can represent risks of cuts or injuries to the players.

1.2.2 **For FIVB, World and Official Competitions, the sand must be at least 40 cm deep and composed of fine loosely compacted grains.**

1.2.3 The playing surface must not present any danger of injury to the players.

1.2.4 **For FIVB, World and Official Competitions, the sand should also be sifted to an acceptable size, not too coarse, and free of stones and dangerous particles. It should not be too fine to cause dust and stick to the skin.**

1.2.5 **For FIVB, World and Official Competitions, a tarp to cover the central court is recommended in case of rain.**

1.3 LINES ON THE COURT

D2

1.3.1 All lines are 5 cm wide. The lines must be of a colour which contrasts sharply with the colour of the sand.

1.3.2 Boundary lines

Two side lines and two end lines mark the playing court. There is no centre line. Both side and end lines are placed inside the dimensions of the playing court.

Court lines should be ribbons made of a resistant material, and any exposed anchors should be of a soft, flexible material.

1.4 ZONES AND AREAS

1.4.1 Service zone

The service zone is a 8 m wide area behind each end line. It is laterally limited by the external edge of the extension of the side lines. In depth, the service zone extends to the end of the free zone.

1.4.2 Substitution zone

The substitution zone is limited by the side line and the scorer's table and extends from the net pole to an imaginary line drawn 3 metres distant.

1.4.3 Warm-up area

For FIVB, World and Official Competitions, a warm-up area, sized approximately 2 x 2 m, is located in both of the bench-side corners, outside the free zone.

1.4.4 Penalty area

A penalty area, sized approximately 1 x 1 m and equipped with two chairs, is located in the control area, outside the prolongation of each end line. They may be limited.

1.5 WEATHER

The weather must not present any danger of injury to the players.

1.6 LIGHTING

For FIVB, World and Official Competitions, played at night, the lighting on the playing area should be 1,000 to 1,500 lux measured at 1 m above the surface of the playing area.

2 NET AND POSTS

2.1 HEIGHT OF THE NET

2.1.1 Placed vertically over the middle of the court there is a net whose top is set at the height of 2.43 m for men and 2.24 m for women.

1.3.2, 12, D1, D2

1.3.2, 15.10.1, D1, D2

23.2.5, D1

20.3.2.1, 23.2.10, D1

D3

Note: The height of the net may be varied for specific age groups as follows:

Age Groups	Females	Males
16 years and under	2.24 m	2.24 m
14 years and under	2.12 m	2.12 m
12 years and under	2.00 m	2.00 m

- 2.1.2 Its height is measured from the centre of the playing court with a measuring rod. The net height (over the two side lines) must be exactly the same and must not exceed the official height by more than 2 cm.

1.1, 1.3.2, 2.1.1

2.2 STRUCTURE

The net is 8.5 m long and 1 m (+/- 3 cm) wide when it is hung taut, placed vertically over the narrow axis at the middle of the playing court.

D3

It is made of 10 cm square mesh. At its top and bottom there are two 7-10 cm wide horizontal bands made of two-fold canvas, preferably in dark blue or bright colours, sewn along its full length. Each extremity of the upper band has a hole through which passes a cord fastening the upper band to the posts to keep the top of the net stretched taut.

Within the bands, there is a flexible cable in the upper one and a cord in the bottom one for fastening the net to the posts and keeping its top and bottom taut. It is permissible to have advertising on the horizontal bands of the net.

For FIVB, World and Official Competitions, an 8.0 m net with smaller meshes and brandings displayed between the ends of the net and the posts may be used, provided that the visibility of the athletes and officials will be preserved. Publicity may be printed on the above items as per FIVB regulations.

2.3 SIDE BANDS

Two coloured bands, 5 cm wide (same width as the court lines) and 1 m long, are fastened vertically to the net and placed directly above each side line. They are considered as part of the net.

1.3.2, D3

Advertising is permitted on the side bands

2.4 ANTENNAE

An antenna is a flexible rod, 1.80 m long and 10 mm in diameter, made of fibreglass or similar material.

An antenna is fastened at the outer edge of each side band. The antennae are placed on opposite sides of the net.

2.3, D3

The top 80 cm of each antenna extends above the net and is marked with 10 cm stripes of contrasting colour, preferably red and white.

10.1.1, D3, D4a, D4b

The antennae are considered as part of the net and laterally delimit the crossing space.

2.5 POSTS

D2, D3

2.5.1 The posts supporting the net are placed at a distance of 0.70-1.00 m outside each side line. They are 2.55 m high and preferably adjustable.

For FIVB, World and Official Competitions, the posts supporting the net are placed at a distance of 1 m outside the side lines.

2.5.2 The posts are rounded and smooth, fixed to the ground without wires. There shall be no dangerous or obstructing devices. Posts must be padded.

2.6 ADDITIONAL EQUIPMENT

All additional equipment is determined by FIVB regulations.

3 BALLS

3.1 STANDARDS

3.2

The ball shall be spherical, made of a flexible material (leather, synthetic leather, or similar) which does not absorb moisture, i.e. more suitable to outdoor conditions since matches can be played when it is raining. The ball has a bladder inside made of rubber or a similar material. Approval of synthetic leather material is determined by FIVB regulations.

Colour: light uniform colour or a combination of colours.

Circumference: 66 to 68 cm.

Weight: 260 to 280 g.

Inside pressure: 0.175 to 0.225 kg/cm² (171 to 221 mbar or hPa).

3.2 UNIFORMITY OF BALLS

All balls used in a match must have the same standards regarding circumference, weight, pressure, type, colour, etc.

FIVB, World and Official Competitions must be played with FIVB approved balls, unless by agreement of FIVB.

3.1, 26.2.7

3.3 FIVE-BALL SYSTEM

For FIVB, World and Official Competitions, five balls shall be used. In this case, six ball retrievers are stationed one at each corner of the free zone and one behind each referee.

D8

CHAPTER 2 PARTICIPANTS

See Rules

4 TEAMS

4.1 TEAM COMPOSITION

4.1.1 For the match, a team may consist of up to 6 players, plus one coach 5.1, 5.2

Only those listed on the score sheet may normally enter the Competition/Control Area and take part in the official warm up and in the match.

Any Medical doctor or team therapist used in FIVB, World and Official Competitions must be part of the official Delegation and accredited beforehand by the FIVB. However, for FIVB, World and Official Competitions for Seniors they must sit against the delimitation fence, inside the Competition-Control Area and may only intervene if invited by the referees to deal with an emergency to the players. D1

4.1.2 One of the players is the team captain, who shall be indicated on the score sheet.

4.1.3 Only the players recorded on the score sheet may enter the court and play in the match. Once the coach and the team captain have signed the score sheet, (team list for electronic score sheet) the recorded players cannot be changed. 1, 4.1.1, 5.1.1, 5.2.2

4.2 LOCATION OF THE TEAM

4.2.1 The players not in play should either sit on their team bench or be in their warm-up area. The coach sits on the bench, but may temporarily leave it. 1.4.3, 5.2.3.2, 7.3.3

The benches for the teams are located beside the scorer's table, outside the free zone. D1

4.2.2 Only the team composition members are permitted to sit on the bench during the match and to participate in the official warm-up session. 4.1.1, 7.2

4.2.3 Players not in play may warm-up without balls as follows:

4.2.3.1 during play: in the warm-up areas; 1.4.3, 8.1, D1

4.2.3.2 during time-outs in the free zone behind their court. 1.1.1, 15.4

- 4.2.4 During set intervals, players may warm-up using balls within their own free zone. During any extended break (if necessary), players may use their own court as well. 18.1

4.3 EQUIPMENT

A player's equipment consists of shorts or a bathing suit. A jersey or "tank-top" is optional except when specified in Tournament Regulations. Players may wear a hat/head covering. 4.1.1

4.3.1 **For FIVB, World and Official Competitions, players of a given team must wear uniforms of the same colour and style according to tournament regulations. Player's uniforms must be clean.**

4.3.2 Players must play barefoot except when authorized by the 1st referee.

4.3.3 Players' jerseys (or shorts if players are allowed to play without shirt) must be numbered 1 to 6. 4.3.3.2

4.3.3.1 The number must be placed on the chest (or on the front of the shorts).

4.3.3.2 The number must be of a contrasting colour to the jersey and a minimum of 10 cm in height. The stripe forming the number shall be a minimum of 1.5 cm wide.

4.4 CHANGE OF EQUIPMENT

If both teams arrive at a match dressed in jerseys of the same colour, a toss shall be conducted to determine which team shall change.

The first referee may authorize one or more players: 22

4.4.1 to play with socks and/or shoes,

4.4.2 to change wet jerseys between sets provided that the new ones also follow tournament and FIVB regulations. 4.3.3

4.4.3 If requested by a player, the first referee may authorize him/her to play with an undershirt and training pants.

4.5 FORBIDDEN OBJECTS

4.5.1 It is forbidden to wear objects which may cause injury or give an artificial advantage to the player.

4.5.2 Players may wear glasses or lenses at their own risk.

4.5.3 Compression pads (padded injury protection devices) may be worn for protection or support.

For FIVB, World and Official Competitions for seniors, these devices or visible underwear must be of the same colour as part of the uniform.

5	TEAM LEADERS		19
		Both the team captain and the coach are responsible for the conduct and discipline of their team members.	
5.1	CAPTAIN		
5.1.1	PRIOR TO THE MATCH,	the team captain signs the score sheet and represents his/her team in the toss.	7.1, 24.2.1.1
5.1.2	DURING THE MATCH and while on the court,	the team captain is the game captain. When the team captain is not on the court, the coach or the team captain must assign another player on the court to assume the role of game captain. This game captain maintains his/her responsibilities until he/she is substituted, or the team captain returns to play, or the set ends.	15.2.1
		When the ball is out of play, only the game captain is authorized to speak to the referees:	
5.1.2.1	to ask for an explanation on the application or interpretation of the Rules;	if the explanation does not satisfy the captain, the captain must immediately inform the 1 st referee of his/her wish to Protest;	22.2.4
5.1.2.2	to ask authorization:		
	a) to change uniforms or equipment,		4.3, 4.4.2
	b) to verify the number of the serving player,		7.4, 7.6
	c) to check the net, the ball, the surface etc.,		1.2, 2, 3
	d) to realign a court line;		
5.1.2.3	in the absence of the coach to request time-outs and substitutions.		15.2.1, 15.3.1, 15.4.1, 15.5.2
		Note: the players must have authorization from the referees to leave the playing area.	
5.1.3	AT THE END OF THE MATCH,	the team captain:	6.3
5.1.3.1	thanks the referees and signs the score sheet to ratify the result;		24.2.3.3
5.1.3.2	If the captain previously requested a Protest Protocol via the 1 st referee and this has not been successfully resolved at the time of the occurrence, he/she has the right to confirm it as a formal written protest, recorded on the score sheet at the end of the match.		5.1.2.1
5.2	COACH		
5.2.1	Throughout the match, the coach conducts the play of his/her team from outside the playing court. He/she selects the starting line-ups, the substitutes, and takes time-outs. In these functions his/her contacting official is the 2 nd referee.		1.1, 7.3.2, 15.4.1, 15.5.2

- 5.2.2 PRIOR TO THE MATCH, the coach records or checks the names and numbers of his/her players on the score sheet team roster, and then signs it. **4.1, 24.2.1.1**
- 5.2.3 DURING THE MATCH, the coach:
- 5.2.3.1 prior to each set, gives the 2nd referee or the scorer the line-up sheet(s) duly filled in and signed; **7.3.2, 7.4, 7.6**
 - 5.2.3.2 sits on the team bench nearest to the scorer, except when switching courts, during set intervals and while instructing players during time outs. **4.2**
 - 5.2.3.3 requests time-outs and substitutions; **15.4, 15.5**
 - 5.2.3.4 may give instructions to the players on the court only during the warm-up, change of set, between rallies, at switch of the court and during time-outs without disturbing or delaying the match. **D1**

For FIVB, World and Official Competitions, the coach must wear a uniform which differs from the team (e.g. polo / track suit top, showing country name / code / flag).



CHAPTER 3 PLAYING FORMAT

See Rules

6 TO SCORE A POINT, TO WIN A SET AND THE MATCH

6.1 TO SCORE A POINT

6.1.1 Point

A team scores a point:

6.1.1.1 by successfully landing the ball on the opponent's court;

8.3, 10.1.1,
D9 (14)

6.1.1.2 when the opponent team commits a fault;

6.1.2

6.1.1.3 when the opponent team receives a penalty.

16.2.3, 20.3.1

6.1.2 Fault

A team commits a fault by making a playing action contrary to the rules (or by violating them in some other way). The referees judge the faults and determine the consequences according to the rules:

6.1.2.1 if two or more faults are committed successively, only the first one is counted;

6.1.2.2 if two or more faults are committed by opponents simultaneously, a **DOUBLE FAULT** is called and the rally is replayed.

6.1.2, D9 (23)

6.1.3 Rally and completed rally

A **rally** is the sequence of playing actions from the moment of the service hit by the server until the ball is out of play. A **completed rally** is the sequence of playing actions which results in the award of a point. This includes:

8.1, 8.2,
12.2.2.1,
12.4.4,
22.3.2.2

– **the award of a penalty**

– **loss of service for a service hit made after the time-limit.**

6.1.3.1 If the serving team wins a rally, it scores a point and continues to serve.

6.1.3.2 If the receiving team wins a rally, it scores a point and it must serve next.

6.2 TO WIN A SET

A set is won by the team which first scores 15 points with a minimum lead of two points. In the case of a 14-14 tie, play is continued until a two-point lead is achieved (16-14; 17-15; etc).

D9 (9)

6.3 TO WIN THE MATCH

The match is won by the team that wins two sets.

6.2, D9 (9)

6.4 DEFAULT AND INCOMPLETE TEAM

6.4.1 If a team refuses to play after being summoned to do so, it is declared in default and forfeits the match with the result 0-2 for the match and 0-15, 0-15 for each set.

6.4.2 A team that does not appear on the playing court on time is declared in default.

6.4.1

6.4.3 A team that is declared INCOMPLETE for the set or for the match, loses the set or the match. The opponent team is given the points, or the points and the sets, needed to win the set or the match. The incomplete team keeps its points and sets.

6.2, 6.3, 7.3.1

For FIVB, World and Official Competitions, whenever the Pool Play format is implemented, Rule 6.4 above may be subject to modifications as stated in the Specific Competition Regulations issued by the FIVB in due time, establishing the modality to be followed for treating the default and incomplete team cases.

7 STRUCTURE OF PLAY**7.1 THE TOSS**

Before the official warm up, the 1st referee conducts the toss to decide upon the first service and the sides of the court in the first set.

12.1

7.1.1 The toss is taken in the presence of the two team captains, where appropriate.

5.1

7.1.2 The winner of the toss chooses:

EITHER

7.1.2.1 the right to serve or to receive the service,

12.1

OR,

7.1.2.2 the side of the playing court.

The loser takes the remaining choice.

- 7.1.2.3 In the second set the loser of the toss in the first set will have the choice of 7.1.2.1 or 7.1.2.2.

A new toss will be conducted for the deciding set.

7.2 OFFICIAL WARM-UP SESSION

Prior to the match, if the teams have previously had another playing court at their disposal, they will have a 3-minute official warm-up period at the net; if not, they may have 5 minutes.

7.3 TEAM STARTING LINE-UP

- 7.3.1 There must always be four players per team in play. 6.4.3
- The team's starting line-up indicates the rotational order of the players on the court. This order must be maintained throughout the set. 7.6
- 7.3.2 Before the start of each set, the coach has to present the starting line-up of his/her team on a line-up sheet or via the electronic device, if used. The sheet is submitted, duly filled in and signed, to the 2nd referee or the scorer – or electronically sent directly to the e-scorer. 5.2.3.1, 23.3.1, 24.2.1.2
- 7.3.3 The players who are not in the starting line-up of a set are the substitutes for that set. 7.3.2, 15.5
- 7.3.4 Once the line-up sheet has been delivered to the 2nd referee or scorer, no change in the line-up may be authorized without a regular substitution. 15.2.2, 15.5
- 7.3.5 Discrepancies between players' position on court and on the line-up sheet are dealt with as follows: 23.3.1
- 7.3.5.1 when such a discrepancy is discovered before the start of the set, players' positions must be rectified according to those on the line-up sheet – there will be no sanction; 7.3.2
- 7.3.5.2 when, before the start of the set, any player on court is found not to be registered on the line-up sheet of that set, this player must be changed to conform to the line-up sheet – there will be no sanction; 7.3.2
- 7.3.5.3 however, if the coach wishes to keep such non-recorded player(s) on the court, he/she has to request regular substitution(s), by use of the corresponding hand signal, which will then be recorded on the score sheet. 15.2.2, D9 (5)
- If a discrepancy between players' positions and the line-up sheet is discovered later, the team at fault must revert to the correct positions. The opponent's points remain valid and in addition they receive a point and the next service. All points scored by the team at fault from the exact moment of the fault up to the discovery of the fault are cancelled.

- 7.3.5.4 Where a player is found to be on court but he/she is not registered on the team roster, the opponent's points remain valid, and in addition they gain a point and service. The team at fault will lose all points and/or sets (0:15, if necessary) gained from the moment the non-registered player entered the court, and will have to submit a revised line-up sheet and send a new registered player into the court, in the position of the non-registered player. **6.1.2, 7.3.2**

7.4 POSITIONS

At the moment the ball is hit by the server, each team must be within its own court (except the server). **7.6.1, 8.1, 12.4**

- 7.4.1 The players are free to position themselves. There are NO determined positions on the court.

7.5 POSITIONAL FAULT

There are NO positional order faults.

7.6 SERVICE ORDER

- 7.6.1 The service order is determined by the team's starting line-up and must be maintained throughout the set. **12**

- 7.6.2 When the receiving team has gained the right to serve, its server rotates one position clock-wise. **7.3.1, 7.4.1, 12.2**

7.7 SERVICE ORDER FAULT

- 7.7.1 A service order fault is committed when the service is not made according to the service order. The team is sanctioned with a point and service to the opponent. **7.6.1, 12, D9 (13)**
- 7.7.2 The scorer(s) must correctly indicate the service order and correct any incorrect server prior to the whistle for service. **24.2.2.2**

CHAPTER 4 PLAYING ACTIONS

		See Rules
8	STATES OF PLAY	
8.1	BALL IN PLAY	
	The ball is in play from the moment of the hit of the service authorized by the 1 st referee.	12, 12.3
8.2	BALL OUT OF PLAY	
	The ball is out of play at the moment of the fault which is whistled by one of the referees; in the absence of a fault, at the moment of the whistle.	
8.3	BALL "IN"	
	The ball is "in" if at any moment of its contact with the playing surface, some part of the ball touches the court, including touching the boundary lines.	D9 (14), D10 (1)
8.4	BALL "OUT"	
	The ball is "out" when it:	
8.4.1	falls on the ground completely outside the boundary lines (without touching them);	1.3.2, D9 (15), D10 (2)
8.4.2	touches an object outside the court, or a person out of play;	D9 (15), D10 (4)
8.4.3	touches the antennae, ropes, posts or the net itself outside the side bands;	2.3, D3, D4a, D9 (15), D10 (4)
8.4.4	crosses the vertical plane of the net either partially or totally outside the crossing space during service or during the third hit of the team (exception: Rule 10.1.2).	2.3, 10.1.2, D4a, D9 (15), D10 (4)
8.4.5	crosses completely the lower space under the net.	D4a, D9 (22)

9 PLAYING THE BALL

Each team must play within its own playing area and playing space (except Rule 10.1.2).

10.1.2

The ball may, however, be retrieved from beyond the free zone.

9.1 TEAM HITS

A hit is any contact with the ball by a player in play.

Each team is entitled to a maximum of three hits for returning the ball over the net. If more are used, the team commits the fault of "FOUR HITS".

These team hits include not only intentional hits by the player, but also unintentional contacts with the ball.

9.1.1 CONSECUTIVE CONTACTS

A player may not hit the ball two times consecutively (exceptions, see Rules: 9.2.2.2, 9.2.2.3, 14.2 and 14.4.2).

9.2.2.1, 14.2,
14.4.2, D9 (17)

9.1.2 SIMULTANEOUS CONTACTS

Two players may touch the ball at the same moment.

9.1.2.1 When two teammates touch the ball simultaneously, it is counted as two hits (with the exception of blocking).

14.2

If they reach for the ball but only one of them touches it, one hit is counted.

If players collide, no fault is committed.

9.1.2.2 When two opponents touch the ball simultaneously over the net and the ball remains in play, the team receiving the ball is entitled to another three hits. If such a ball goes "out", it is the fault of the team on the opposite side.

9.1.2.3 If the ball hits the antenna after simultaneous hits by two opponents over the net, the rally should be replayed.

9.1.2.2

9.1.3 ASSISTED HIT

Within the playing area, a player is not permitted to take support from a teammate or any structure/object in order to hit the ball.

However, a player who is about to commit a fault (touch the net or interfere with an opponent, etc.) may be stopped or held back by a team-mate.

9.2	CHARACTERISTICS OF THE HIT	
9.2.1	The ball may touch any part of the body.	
9.2.2	The ball must not be caught or thrown. It can rebound in any direction.	9.3.3
9.2.2.1	Simultaneous Contacts: The ball may touch various parts of the body, provided that the contacts take place simultaneously.	9.2.1
9.2.2.2	Consecutive contacts: At the first hit of the team, provided it is not made overhand with fingers) consecutive contacts are permitted provided that the contacts occur during one action During the first hit of the team if it is played overhand using fingers, the ball may NOT contact the fingers/hands consecutively, even if the contacts occur during one action.	9.3.4
9.2.2.3	However, at blocking, consecutive contacts may be made by one or more players, provided that they occur during one action;	14.2
9.2.2.4	Extended contacts: In defensive action of a hard driven ball, the ball contact can be extended momentarily even if an overhand finger action is used.	
9.3	FAULTS IN PLAYING THE BALL	
9.3.1	FOUR HITS: a team hits the ball four times before returning it.	9.1, D9 (18)
9.3.2	ASSISTED HIT: a player takes support from a teammate or any structure/object in order to hit the ball within the playing area.	9.1.3
9.3.3	CATCH: the ball is caught and/or thrown; it does not rebound from the hit. (Exceptions 9.2.2.1, 9.2.2.2).	9.2.2, D9 (16)
9.3.4	DOUBLE CONTACT: a player hits the ball twice in succession or the ball contacts various parts of his/her body in succession.	9.1.1, 9.2.2.2, D9 (17)
10	BALL AT THE NET	
10.1	BALL CROSSING THE NET	
10.1.1	The ball sent to the opponent's court must go over the net within the crossing space. The crossing space is the part of the vertical plane of the net limited as follows:	D4a
10.1.1.1	below, by the top of the net;	
10.1.1.2	at the sides, by the antennae, and their imaginary extension;	
10.1.1.3	above, by the ceiling or structure (if any).	

- 10.1.2 The ball that has crossed the net plane to the opponent's free zone totally or partly through the external space, may be played back within the team hits, provided that: **9.1, D4b**
- 10.1.2.1 The ball when played back crosses the vertical plane of the net again totally, or partly through the external space on the same side of the court. **D4b**
The opponent team may not prevent such action.
- 10.1.3 The ball is "out" when it crosses completely the lower space under the net.
- 10.1.4 A player, however, may enter the opponents' court in order to play the ball before it passes outside the crossing space, or before it crosses completely the lower space. **10.1.3**
- 10.2 BALL TOUCHING THE NET**
- While crossing the net, the ball may touch it. **10.1.1**
- 10.3 BALL IN THE NET**
- 10.3.1 A ball driven into the net may be recovered within the limits of the three team hits. **9.1**
- 10.3.2 If the ball rips the mesh of the net or tears it down, the rally is cancelled and replayed.
- 11 PLAYER AT THE NET**
- 11.1 REACHING BEYOND THE NET**
- 11.1.1 In blocking, a player may touch the ball beyond the net, provided that he/she does not interfere with the opponent's play, before or during the latter's attack hit. **14.1, 14.3**
- 11.1.2 After an attack hit, a player is permitted to pass his/her hand beyond the net, provided that the contact has been made within his/her own playing space.
- 11.2 PENETRATION INTO THE OPPONENT'S SPACE, COURT AND/OR FREE ZONE**
- A player may enter into the opponent's space, court and/or free zone, provided that this does not interfere with the opponent's play. **10.1.4**
- 11.3 CONTACT WITH THE NET**
- 11.3.1 Contact with the net by a player between the antennae, during the action of playing the ball, is a fault. **11.4.3, 22.3.2.3c, 24.3.2.2, D3**
The action of playing the ball includes (among others) take-off, hit (or attempt) and landing safely, ready for a new action.

- 11.3.2 Players may touch the post, ropes, or any other object outside the antennae, including the net itself, provided that it does not interfere with the play.
- 11.3.3 When the ball is driven into the net, causing it to touch an opponent, no fault is committed.

11.4 PLAYER'S FAULTS AT THE NET

- 11.4.1 A player touches the ball or an opponent in the opponent's space before or during the opponent's attack hit.
- 11.4.2 A player interferes with the opponent's play while penetrating into the opponent's space under the net.
- 11.4.3 A player interferes with play by (amongst others):
- touching the net between the antennae or the antenna itself during his/her action of playing the ball,
 - using the net between the antennae as a support or stabilizing aid
 - creating an unfair advantage over the opponent by touching the net
 - making actions which hinder an opponent's legitimate attempt to play the ball,
 - catching/holding on to the net

Any player close to the ball as it is played, and who is him/herself trying to play it, is considered in the action of playing the ball, even if no contact is made with it.

However, touching the net outside the antenna is not to be considered as a fault (except for Rule 9.1.3.)

12 SERVICE

The service is the act of putting the ball into play by the correct serving player placed in the service zone.

12.1 FIRST SERVICE IN A SET

The first service of a set is executed by the team determined by the toss.

12.2 SERVICE ORDER

- 12.2.1 The players must follow the service order recorded on the line-up sheet.
- 12.2.2 After the first service in a set, the player to serve is determined as follows:
- 12.2.2.1 when the serving team wins the rally, the player (or his/her substitute) who served before, serves again;
- 12.2.2.2 when the receiving team wins the rally, it gains the right to serve and rotates one position clock- wise, before actually serving. The next player in the service order recorded on the line-up sheet, serves.

D9 (20)

11.3.1, D3

6.3.2, 7.1

7.3.1, 7.3.2

12.1

6.1.3, 15.5

6.1.3, 7.6.2

12.3 AUTHORIZATION OF THE SERVICE

The 1st referee authorizes the service, after having checked that both teams are ready to play and that the server is in possession of the ball.

D9 (1)

12.4 EXECUTION OF THE SERVICE

12.4.1 The ball shall be hit with one hand or any part of the arm after being tossed or released from the hand(s).

D9 (10)

12.4.2 Only one toss or release of the ball is allowed. Moving the ball in the hands is permitted.

12.4.3 The server may move freely within the service zone. At the moment of the service hit or take-off for a jump service, the server must not touch the court (the end line included) or the ground outside the service zone. His/her foot may not go under the end line.

1.4.2, D9 (22),
D10 (4)

After the hit, he/she may step or land outside the service zone, or inside the court. If the line moves because of the sand pushed by the server, it is not considered a fault.

12.4.4 The server must hit the ball within 5 seconds after the 1st referee whistles for service.

D9 (11)

12.4.5 A service executed before the referee's whistle is cancelled and repeated.

D9 (23)

12.4.6 If the ball, after having been tossed or released by the server, lands without being touched or caught by the server, it is considered as a service.

12.4.7 No further service attempt will be permitted.

12.5 SCREENING

D9 (12)

12.5.1 The players of the serving team must not prevent their opponent, through individual or collective screening, from seeing the server and the flight path of the ball.

12.5.2

12.5.2 A player or a group of players of the serving team make(s) a screen by waving arms, jumping or moving sideways during the execution of the service, or by standing grouped, and in so doing hides both the server and the flight path of the ball until the ball reaches the vertical plane of the net.

12.4, D5

12.6 FAULTS MADE DURING THE SERVICE

12.6.1 Serving faults

The following faults lead to a change of service. The server:

12.6.1.1 violates the service order,

12.2, D9 (13)

12.6.1.2 does not execute the service properly.

12.4

12.6.2 Faults after the service hit

After the ball has been correctly hit, the service becomes a fault if the ball:

- 12.6.2.1 touches a player of the serving team or fails to cross the vertical plane of the net completely through the crossing space; D9 (19)
- 12.6.2.2 goes “out”; 8.4, D9 (15)
- 12.6.2.3 passes over a screen D5

13 ATTACK HIT

13.1 CHARACTERISTICS OF THE ATTACK HIT

- 13.1.1 All actions which direct the ball towards the opponent, with the exception of service and block, are considered as attack hits.
- 13.1.2 An attack-hit is completed the moment the ball completely crosses the vertical plane of the net or is touched by an opponent.
- 13.1.3 Any player may carry out an attack-hit at any height, provided that his/her contact with the ball has been made within the player’s own playing space (except Rule 13.2.4, 13.2.5 below). 13.2.4, 13.2.5

13.2 FAULTS OF THE ATTACK HIT

- 13.2.1 A player hits the ball within the playing space of the opposing team. 13.1.2, D9 (20)
- 13.2.2 A player hits the ball “out”. 8.4, D9 (15)
- 13.2.3 A player completes an attack-hit using an open-handed finger action or if using finger tips that are not rigid and together. D9 (21)
- 13.2.4 A player completes an attack hit on the opponent’s service, when the ball is entirely higher than the top of the net. D9 (21)
- 13.2.5 A player completes an attack-hit using an overhand pass which has a trajectory not perpendicular to the line of the shoulders. The exception is when the player is attempting to set to his or her teammate. D9 (21)

14 BLOCK

14.1 BLOCKING

- 14.1.1 Blocking is the action of players close to the net to intercept the ball coming from the opponent by reaching higher than the top of the net, regardless of the height of the ball contact. At the moment of the contact with the ball, a part of the body must be higher than the top of the net.

14.1.2 Block Attempt

A block attempt is the action of blocking without touching the ball.

14.1.3 Completed Block

A block is completed whenever the ball is touched by a blocker.

D6**14.1.4 Collective Block**

A collective block is executed by more than one player close to each other and is completed when one of them touches the ball.

14.2 BLOCK CONTACT

Consecutive (quick and continuous) contacts may occur by one or more blockers provided that the contacts are made during one action. These are counted as only one team hit. These contacts may occur with any part of the body.

**9.1.1, 9.2.2.3,
9.2.3****14.3 BLOCKING WITHIN THE OPPONENT'S SPACE**

In blocking, the player may place his/her hands and arms beyond the net, provided that this action does not interfere with the opponent's play. Thus, it is not permitted to touch the ball beyond the net until an opponent has executed an attack hit.

13.1.1**14.4 BLOCK AND TEAM HITS**

14.4.1 A blocking contact is counted as a team hit. The blocking team will have only two more hits after a blocking contact.

14.4.2 The first hit after the block may be executed by any player, including the one who has touched the ball during the block.

14.5 BLOCKING THE SERVICE

To block an opponent's service is forbidden.

D9 (12)**14.6 BLOCKING FAULTS**

14.6.1 The blocker touches the ball in the OPPONENT'S space either before or simultaneously with the opponent's attack hit.

14.3, D9 (20)

14.6.2 Blocking the ball in the opponent's space from outside the antenna.

14.6.3 A player blocks the opponent's service.

D9 (12)

14.6.4 The ball is sent "out" off the block.

D9 (24)

CHAPTER 5 INTERRUPTIONS, DELAYS AND INTERVALS

See Rules

15 INTERRUPTIONS

An interruption is the time between one completed rally and the 1st referee's whistle for the next service.

6.1.3, 8.1, 8.2,
15.4, 15.5,
23.2.6

The only **regular game** interruptions are TIME-OUTS and SUBSTITUTIONS.

15.1 NUMBER OF REGULAR GAME INTERRUPTIONS

Each team may request a maximum of one time-out and four substitutions per set.

15.4, 15.5

15.2 SEQUENCE OF REGULAR GAME INTERRUPTIONS

15.2.1 Request for one time-out, and one request for substitution by either team may follow one another, within the same interruption.

15.4, 15.5

15.2.2 However, a team is not authorized to make consecutive requests for substitution during the same interruption. Two players may be substituted at the same time within the same request.

15.5, 15.6.1

15.2.3 There must be a completed rally between two separate substitution requests by the same team. (Exception: a forced substitution due to injury or expulsion/disqualification (15.5.2, 15.7, 15.8).

6.1.3, 15.5

15.3 REQUEST FOR REGULAR GAME INTERRUPTIONS

15.3.1 Regular game interruptions may be requested by the coach, or in the absence of the coach, by the game captain, and only by them.

5.1.2, 5.2, 15

15.3.2 Substitution before the start of a set is permitted, and should be recorded as a regular substitution in that set.

7.3.4

15.4 TIME-OUTS

15.4.1 Time-out requests must be made by showing the corresponding hand signal, when the ball is out of play and before the whistle for service. All requested time-outs last for 30 seconds.

D9 (4)

15.4.2	During all time-outs and set intervals, the players in play must go to the free zone near their bench.	D1
15.5 SUBSTITUTION		
15.5.1	A substitution is the act by which a player or his/her replacement player, after being recorded by the scorer, enters the game to occupy the position of another player, who must leave the court at that moment.	D9 (5)
15.5.2	When the substitution is enforced through injury to a player in play this may be accompanied by the coach (or game captain) showing the corresponding hand signal.	5.1.2.3, 5.2.3.3, 6.1.3, 8.2, 12.3, D9 (5)
15.6 LIMITATION OF SUBSTITUTIONS		
15.6.1	A player of the starting line-up may leave the game, but only once in a set, and re-enter, but only once in a set, and only to his/her previous position in the line-up.	7.3.1
15.6.2	A substitute player may enter the game in place of any player of the starting line-up, but only once per set, and he/she can only be substituted by the same starting player.	7.3.1
15.7 EXCEPTIONAL SUBSTITUTION		
	A player who cannot continue playing due to injury or illness, should be substituted legally. If this is not possible, the team is entitled to make an EXCEPTIONAL substitution, beyond the limits of Rule 15.6.	6.1.3, 15.6
	An exceptional substitution means that any player who is not on the court at the time of the injury/illness, may be substituted into the game for the injured/ill player. The substituted injured/ill player is not allowed to re-enter the match.	
	An exceptional substitution cannot be counted in any case as a regular substitution, but should be recorded on the score sheet as part of the total of substitutions in the set and the match.	
15.8 SUBSTITUTION FOR EXPULSION OR DISQUALIFICATION		
	An EXPELLED or DISQUALIFIED player must be substituted immediately through a legal substitution. If this is not possible, the team is declared INCOMPLETE.	6.4.3, 7.3.1, 15.6, 20.3.2, 20.3.3, D9 (5)

15.9 ILLEGAL SUBSTITUTION		
15.9.1	A substitution is illegal, if it exceeds the limitations indicated in Rule 15.6 (except the case of Rule 15.7), or an unregistered player is involved.	
15.9.2	When a team has made an illegal substitution and the play has been resumed the following procedure shall apply, in sequence:	8.1, 15.6
15.9.2.1	the team is penalized with a point and service to the opponent,	6.1.3
15.9.2.2	the substitution must be rectified,	
15.9.2.3	the points scored by the team at fault since the fault was committed are cancelled; the opponent's points remain valid.	
15.10 SUBSTITUTION PROCEDURE		
15.10.1	Substitutions must be carried out within the substitution zone (close to the side line near the pole on the 2 nd referee side).	1.4.2, D1
15.10.2	A substitution shall only last the time needed for recording the substitution on the score sheet, and allowing entry and exit of the players.	15.10, 23.2.6, 24.2.2.3
15.10.3a	At the time of the request for substitution, the substitute player(s) must be sitting at the position(s) besides the coach's' seat at the teams bench.	
15.10.3b	If the player(s) is/are not ready, the substitution is not granted and the team is sanctioned for a delay.	16.2, D7b
15.10.3c	The request for substitution is acknowledged and announced by the scorer or 2 nd referee, by use of the buzzer or whistle respectively. The 2 nd referee authorises the substitution.	23.2.6
	For FIVB, World and Official Competitions, numbered paddles are used to facilitate the substitution (including if electronic devices are used).	
15.10.4	If a team intends to make simultaneously two substitutions, the two substitute players must be sitting at the appropriate position on the team bench to be considered in the same request. In this case, substitutions must be made in succession, one pair of players after another. If one is illegal, the legal one(s) is/are granted and the illegal rejected and subject to a delay warning/sanction.	1.4.2, 4.2.1, 15.2.2
15.11 IMPROPER REQUESTS		
15.11.1	It is improper to request any regular game interruption:	15
15.11.1.1	during a rally or at the moment of or after the whistle to serve,	12.3

15.11.1.2	by a non-authorized team member,	5.1.2.3, 5.2.3.3
15.11.1.3	for a second substitution by the same team during the same interruption (i.e. before the end of next completed rally), except in the case of injury/illness of a player in play.	15.2.2, 15.2.3, 16.1, 24.2.2.6
15.11.1.4	after having exhausted the authorized number of time-outs and substitutions.	15.1
15.11.2	The first improper request by a team in the match that does not affect or delay the game shall be rejected, but it must be recorded on the score sheet without any other consequences.	16.1, 24.2.2.6
15.11.3	Any further improper request in the match by the same team constitutes a delay.	16.1.4

16 GAME DELAYS

16.1 TYPES OF DELAYS

An improper action of a team that defers resumption of the game is a delay and includes, among others:

16.1.1	delaying regular game interruptions;	15.10.2
16.1.2	prolonging interruptions, after having been instructed to resume the game;	15
16.1.3	requesting an illegal substitution;	15.9
16.1.4	repeating an improper request;	15.11.3
16.1.5	delaying the game (12 seconds shall be the maximum time from the end of a rally to the whistle for service under normal playing conditions);	
16.1.6	delaying the game by a team member.	

16.2 DELAY SANCTIONS

16.2.1	<i>"Delay warning"</i> and <i>"delay penalty"</i> are team sanctions.	D7b
16.2.1.1	Delay sanctions remain in force for the entire match.	
16.2.1.2	All delay sanctions are recorded on the score sheet.	
16.2.2	The first delay in the match by a team member is sanctioned with a "DELAY WARNING".	D9 (25), D7b
16.2.3	The second and subsequent delays of any type by any member of the same team in the same match constitute a fault and are sanctioned with a "DELAY PENALTY": a point and service to the opponent.	D9 (25), D7b

16.2.4 Delay sanctions imposed before or between sets are applied in the following set.

17 EXCEPTIONAL GAME INTERRUPTIONS

17.1 INJURY/ILLNESS

17.1.1 Should a serious accident occur while the ball is in play, the referee must stop the game immediately and permit medical assistance to enter the court.

The rally is then replayed.

17.1.2 If an injured/ill player cannot be substituted legally or exceptionally, the player is given a 3-minute recovery time, but not more than once for the same player in the match.

If the player does not recover, his/her team is declared incomplete.

17.2 EXTERNAL INTERFERENCE

If there is any external interference during the game, the play has to be stopped and the rally is replayed.

17.3 PROLONGED INTERRUPTIONS

17.3.1 If unforeseen circumstances interrupt the match, the 1st referee, the organizer and the Control Committee, if there is one, shall decide the measures to be taken to re-establish normal conditions.

17.3.2 Should one or several interruptions occur not exceeding 4 hours in total, the match is resumed with the score acquired, players (except expelled or disqualified ones) and same service order, regardless of whether it continues on the same playing court or another playing court.

17.3.3 Should one or several interruptions occur, exceeding 4 hours in total, the whole match shall be replayed.

18 INTERVALS AND CHANGE OF COURTS / SWITCHES

18.1 INTERVALS

An interval is the time between sets. All intervals last one minute.

During this period of time, the change of courts and line-up registrations of the teams on the score sheet are made.

During the interval before a deciding set, the referees carry out a toss in accordance with Rule 7.1.

8.1

6.1.3

6.4.3, 7.3.1,
15.6, 15.7,
23.2.8

6.1.3, D9 (23)

22.2.3

1, 7.3, 17.3.1

4.2.4

7.3.2, 18.1,
24.2.1.2

18.2 COURT SWITCHES

- 18.2.1 For every set, the teams switch court after every 5 points played.
- 18.2.2 During court switches the teams must change immediately without delay.

D9 (3)

If the court switch is not made at the proper time, it will take place as soon as the error is noticed.

The score at the time that the court switch is made remains the same.



CHAPTER 6 PARTICIPANTS' CONDUCT

See Rules

19 REQUIREMENTS OF CONDUCT

19.1 SPORTSMANLIKE CONDUCT

- 19.1.1 Participants must know the “Official Beach Volleyball Rules” and abide by them.
- 19.1.2 Participants must accept referees’ decisions with sportsmanlike conduct, without disputing them.

In case of doubt, clarification may be requested only through the game captain.
- 19.1.3 Participants must refrain from actions or attitudes aimed at influencing the decisions of the referees or covering up faults committed by their team.

5.1.2.1

19.2 FAIR PLAY

- 19.2.1 Participants must behave respectfully and courteously in the spirit of FAIR PLAY, not only towards the referees, but also towards other officials, the opponent, teammates and spectators.
- 19.2.2 Communication between team members during the match is generally permitted. The exception to this concerns the coach’s role during play.

5.2.3.4

20 MISCONDUCT AND ITS SANCTIONS

20.1 MINOR MISCONDUCT

Minor misconduct offences are not subject to sanctions. It is the 1st referee’s duty to prevent the teams from approaching the sanctioning level.

5.1.2, 20.3

This is done in two stages:

Stage 1: by issuing a verbal warning through the captain;

Stage 2: by use of a YELLOW CARD to the team member(s) concerned. This formal warning is not in itself a sanction but a symbol that the team member (and by extension the team) has reached the sanctioning level for the match. It is recorded in the score sheet but has no immediate consequences.

D7a, D9 (6a)

20.2 MISCONDUCT LEADING TO SANCTIONS		
	Incorrect conduct by a team member towards officials, opponents, teammates or spectators is classified in three categories according to the seriousness of the offence.	4.1.1
20.2.1	Rude conduct: action contrary to good manners or moral principles.	
20.2.2	Offensive conduct: defamatory or insulting words or gestures or any action expressing contempt.	
20.2.3	Aggression: actual physical attack or aggressive or threatening behaviour.	
20.3 SANCTION SCALE		
	According to the judgment of the 1 st referee and depending on the seriousness of the offence, the sanctions to be applied and recorded on the score sheet are: Penalty, Expulsion or Disqualification.	D7a
20.3.1	Penalty	D9 (6b)
	The first rude conduct in the match by any team member is penalized with a point and service to the opponent.	4.1.1, 20.2.1
20.3.2	Expulsion	D9 (7)
20.3.2.1	A team member who is sanctioned by expulsion shall not play for the rest of the set, must be substituted legally and immediately if on court and must remain seated in the penalty area with no other consequences.	1.4.4, 4.1.1, 5.2.1, D1
	An expelled coach loses his/her right to intervene in the set and must remain seated in the penalty area.	5.2.3.2
20.3.2.2	The first offensive conduct by a team member is sanctioned by expulsion with no other consequences.	4.1.1, 20.2.2
20.3.2.3	The second rude conduct in the same match by the same team member is sanctioned by expulsion with no other consequences.	4.1.1, 20.2.1
20.3.3	Disqualification	D9 (8)
20.3.3.1	A team member who is sanctioned by disqualification must be substituted legally and immediately if on court and must leave the Competition-Control Area for the rest of the match with no other consequences.	4.1.1, D1
20.3.3.2	The first physical attack or implied or threatened aggression is sanctioned by disqualification with no other consequences.	20.2.3
20.3.3.3	The second offensive conduct in the same match by the same team member is sanctioned by disqualification with no other consequences.	4.1.1, 20.2.2

20.3.3.4 The third rude conduct in the same match by the same team member is sanctioned by disqualification with no other consequences.	4.1.1, 20.2.1
20.4 APPLICATION OF MISCONDUCT SANCTIONS	
20.4.1 All misconduct sanctions are individual sanctions, remain in force for the entire match and are recorded on the score sheet.	20.3, 24.2.2.6
20.4.2 The repetition of misconduct by the same team member in the same match is sanctioned progressively (the team member receives a heavier sanction for each successive offence).	4.1.1, 20.2, 20.3, D7a
20.4.3 Expulsion or disqualification due to offensive conduct or aggression does not require a previous sanction.	20.2, 20.3
20.5 MISCONDUCT BEFORE AND BETWEEN SETS	
Any misconduct occurring before or between sets is sanctioned according to Rule 20.3 and sanctions apply in the following set.	18.1, 20.2, 20.3
20.6 SUMMARY OF MISCONDUCT AND CARDS USED	
Warning: no sanction – Stage 1: verbal warning Stage 2: symbol Yellow card	20.1
Penalty: sanction – symbol Red card	20.3.1
Expulsion: sanction – symbol Red + Yellow cards jointly	20.3.2
Disqualification: sanction – symbol Red + Yellow card separately	20.3.3

PART 2
SECTION 2:
**THE REFEREES,
THEIR RESPONSIBILITIES
AND OFFICIAL
HAND SIGNALS**

CHAPTER 7 REFEREES

See Rules

21 REFEREEING CORPS AND PROCEDURES

21.1 COMPOSITION

The refereeing corps for a match is composed of the following officials:

- the 1st referee, 22
- the 2nd referee, 23
- the scorer, 24
- four (two) line judges. 26

Their location is shown in the Diagram 8.

For FIVB, World and Official Competitions, an assistant scorer is compulsory. 25

21.2 PROCEDURES

21.2.1 Only the 1st and 2nd referees may blow a whistle during the match:

- 21.2.1.1 the 1st referee gives the signal for the service that begins the rally. 6.1.3, 12.3, D9 (1)
- 21.2.1.2 the 1st or 2nd referee signals the end of the rally, provided that they are sure that a fault has been committed and they have identified its nature.
- 21.2.2 They may blow the whistle when the ball is out of play to indicate that they authorize or reject a team request. 5.1.2, 8.2
- 21.2.3 Immediately after the referee blows the whistle to signal **the completion** of the rally, they have to indicate with the official hand signals: 21.2.1.2, 27.1
- 21.2.3.1 If the fault is whistled by the 1st referee, he/she will indicate in order: 12.2.2, D9 (2)
 - a) the team to serve,
 - b) the nature of the fault,
 - c) the player(s) at fault (if necessary).
- 21.2.3.2 If the fault is whistled by the 2nd referee, he/she will indicate:
 - a) the nature of the fault,

- b) the player at fault (if necessary),
- c) the team to serve following the hand signal of the first referee. 12.2.2

In this case, the 1st referee does not show **either the nature of the fault or the player at fault, but only the team to serve.** D9 (2)

21.2.3.3 In the case of a double fault both referees indicate in order:

- a) the nature of the fault, 6.1.3, D9 (23)
- b) the players at fault (if necessary),

The team to serve next is then indicated by the 1st referee. 12.2.2, D9 (2)

22 1ST REFEREE

22.1 LOCATION

The 1st referee carries out his/her functions standing on a referee's stand located at one end of the net on the opposite side to the scorer. His/her view must be approximately 50 cm above the net. D1, D8

22.2 AUTHORITY

22.2.1 The 1st referee directs the match from the start until the end. He/she has authority over all members of the refereeing corps and the members of the teams. 4.1.1, 6

During the match his/her decisions are final. He/she is authorized to overrule the decisions of other members of the refereeing corps, if it is noticed that they are mistaken.

He/she may even replace a member of the refereeing corps who is not performing his/her functions properly.

22.2.2 He/she also controls the work of the ball retrievers. 3.3

22.2.3 He/she has the power to decide any matters involving the game, including those not provided for in the Rules.

22.2.4 He/she shall not permit any discussion about his/her decisions. 19.1.2

However, at the request of the captain, the 1st referee will give an explanation on the application or interpretation of the rules upon which he/she has based his/her decision. 5.1.2.1

If the captain disagrees with the explanation and formally protests, the 1st referee must authorize the commencement of a Protest Protocol. 5.1.3.2, 24.2.3.2

22.2.5 The 1st referee is responsible for determining before and during the match whether the playing area and the conditions meet playing requirements. Chapter 1, 22.3.1.1

22.3	RESPONSIBILITIES	
22.3.1	Prior to the match, the 1 st referee:	
22.3.1.1	inspects the conditions of the playing area, the balls and other equipment;	Chapter 1, 22.2.5
22.3.1.2	performs the toss with the team captains;	7.1
22.3.1.3	controls the teams' warming-up.	7.2
22.3.2	During the match, he/she is authorized:	
22.3.2.1	to issue warnings to the teams;	20.1
22.3.2.2	to sanction misconduct and delays;	16.2, 20.2, D7, D9 (6a, 6b, 7, 8, 24)
22.3.2.3	to decide upon:	
	a) the faults of the server and the screen of the serving team;	7.6, 12.4, 12.5, 12.6, D4a, D4b, D5, D9 (12, 13)
	b) the faults in playing the ball;	9.3, D9 (16, 17)
	c) the faults above the net, and the faulty contact of the player with the net, primarily on the attacker's side;	11.3.1, 11.4.1, 11.4.3, D9 (20)
	d) the ball crossing completely the lower space under the net;	8.4.5, 23.3.2.7, D4a, D9 (22)
	e) the ball that crosses the net totally or partly outside of the crossing space to the opponent's court or contacts the antenna on his/her side of the playing court.	D4a, D4b, D9 (22)
	f) the served ball and the 3 rd hit passing over or outside the antenna on his/her side of the court.	D9 (15)
22.3.3	At the end of the match, he/she checks the score sheet and signs it.	23.3.3, 24.2.3.3
23	2ND REFEREE	
23.1	LOCATION	
	The 2 nd referee performs his/her functions standing outside the playing court near the post, on the opposite side of and facing the 1 st referee.	D1, D8
23.2	AUTHORITY	
23.2.1	The 2 nd referee is the assistant of the 1 st referee, but has also his/her own range of jurisdiction.	23.3
	Should the 1 st referee be unable to continue his/her work, the 2 nd referee may replace him/her.	

23.2.2	He/she may, without whistling, also signal faults outside his/her range of jurisdiction, but must not insist upon them to the 1 st referee.	
23.2.3	He/she controls the work of the scorer(s).	
23.2.4	He/she supervises the team members on the team bench and reports their misconduct to the 1 st referee.	4.2.1
23.2.5	He/she controls the players in the warm-up areas.	4.2.3
23.2.6	He/she authorizes the regular game interruptions and court switches, controls their duration and rejects improper requests.	15, 15.11, 24.2.2.3
23.2.7	He/she controls the number of time-outs and substitutions used by each team and reports the 1 st time-out and 3 th and 4 th substitutions to the 1 st referee and the coach concerned.	15.1, 24.2.2.3
23.2.8	In the case of an injury of a player, he/she authorizes an exceptional substitution or grants a 3-minute recovery time.	15.7, 17.1.2
23.2.9	He/she checks during the match that the balls still meet the requirements of the regulations.	
23.2.10	He/she supervises the team members in the penalty areas and reports their misconduct to the 1 st referee.	1.4.4, 20.3.2
23.2.11	He/she conducts the toss between sets 2 and 3 if the 1 st Referee is not able to do it. He/she then must pass all relevant information to the scorer.	

23.3 RESPONSIBILITIES

23.3.1	At the start of each set, the 2 nd referee checks that the actual players on the court correspond to those on the line-up sheets. Whenever necessary, the 2 nd referee controls the work of the scorer and checks that the correct server has the ball.	5.2.3.1, 7.3.2, 7.3.5
23.3.2	During the match, the 2 nd referee decides, whistles and signals:	
23.3.2.1	interference due to penetration into the opponent's court and space under the net;	11.2, D9 (22)
23.3.2.2	the faulty contact of the player with the net primarily on the blocker's side and with the antenna on his/her side of the court;	11.3.1, D3
23.3.2.3	the contact of the ball with an outside object;	8.4.2, 8.4.3, D9 (15), D10 (4)
23.3.2.4	the ball that crosses the net totally or partly outside the crossing space to the opponent court or touches the antenna on his/her side of the court, including during service;	8.4.3, 8.4.4, D3, D4a, D9 (15)
23.3.2.5	the contact of the ball with the sand when the 1 st referee is not in position to see the contact;	
23.3.2.6	the ball recovered completely on the opponent's side under the net.	D9 (22)

- 23.3.2.7 the served ball and the 3rd hit passing over or outside the antenna on his/her side of the court.
- 23.3.3 At the end of the match, he/she checks and signs the score sheet.

24 SCORER

24.1 LOCATION

The scorer performs his/her functions seated at the scorer's table on the opposite side of the court from and facing the 1st referee.

D1, D8

24.2 RESPONSIBILITIES

The scorer fills in the score sheet according to the Rules, cooperating with the 2nd referee.

He/she uses a buzzer or other sound device to notify irregularities or give signals to the referees on the basis of his/her responsibilities.

24.2.1 Prior to the match and set, the scorer:

24.2.1.1 registers the data of the match and teams according to the procedures in force, and obtains the signatures of the captains and the coaches;

4.1, 5.1.1,
5.2.2, 7.3.2,

24.2.1.2 records the starting line-up of each team from the line-up sheet (or checks the data submitted electronically.)

5.2.3.1, 7.3.2

If he/she fails to receive the line-up sheets on time, he/she immediately notifies this fact to the 2nd referee.

24.2.2 During the match, the scorer:

24.2.2.1 records the points scored;

24.2.2.2 controls the serving order of each team and indicates any error before the service hit;

24.2.2.3 is empowered to acknowledge and announce requests for player substitutions by use of the buzzer, controlling their number, and records the substitutions and time-outs, informing the 2nd referee;

15.1, 15.4.1,
15.10.3c,
23.2.6, 23.2.7

24.2.2.4 notifies the referees of a request for regular game interruption that is out of order;

15.11

24.2.2.5 announces to the referees the court switches and the end of the sets;

24.2.2.6 records misconduct warnings, sanctions and improper requests;

24.2.2.7 records all other events as instructed by the 2nd referee, i.e. exceptional substitutions, recovery time, prolonged interruptions, external interference, etc.;

24.2.2.8 controls the interval between sets.

24.2.3 At the end of the match, the scorer;

- 24.2.3.1 records the final result;
- 24.2.3.2 in the case of a protest, with the previous authorization of the 1st referee, writes or permits the captain concerned to write on the score sheet a statement on the incident being protested; 5.1.2.1, 5.1.3.2
- 24.2.3.3 signs the score sheet, before he/she obtains the signatures of the team captains and then the referees.

25 ASSISTANT SCORER

25.1 LOCATION

D1, D8

The assistant scorer performs his/her functions seated beside the scorer at the scorer's table.

25.2 RESPONSIBILITIES

He/she assists with the administrative duties of the scorer's work.

Should the scorer become unable to continue his/her work, the assistant scorer substitutes for the scorer.

- 25.2.1 Prior to the match and set, the assistant scorer:
- 25.2.1.1 checks that all information displayed at the scoreboard(s) is correct,
- 25.2.2 During the match, the assistant scorer:
- 25.2.2.1 indicates the serving order of each team by displaying a sign numbered 1 to 6 corresponding to the player to serve and,
- 25.2.2.2 indicates by use of the buzzer any error to the referees immediately;
- 25.2.2.3 operates the manual scoreboard on the scorer's table;
- 25.2.2.4 checks that the scoreboards agree;
- 25.2.2.5 starts and ends the timing of the Technical Time-outs;
- 25.2.2.6 if necessary, updates the reserve score sheet and gives it to the scorer;
- 25.2.3 At the end of the match, the assistant scorer:
- 25.2.3.1 signs the score sheet.

26 LINE JUDGES

26.1 LOCATION

D1, D8

If only two line judges are used, they stand at the corners of the court closest to the right hand of each referee, diagonally at 1 to 2 m from the corner.

Each one of them controls both the end line and side line on his/her side.

For FIVB, World and Official Competitions, when it is compulsory to have four line judges, they stand in the free zone at 1 to 3 m from each corner of the court, on the imaginary extension of the line that they control.

26.2 RESPONSIBILITIES

- | | | |
|----------|---|------------------------------------|
| 26.2.1 | The line judges perform their functions by using flags (40 x 40 cm), to signal: | D10 |
| 26.2.1.1 | the ball "in" and "out" whenever the ball lands near their line(s). (Note: it is primarily the line judge closest to the path of the ball who is responsible for the signal); | 8.3, 8.4, D10 (1, 2) |
| 26.2.1.2 | the touches of "out" balls by the team receiving the ball; | 8.4, D10 (3) |
| 26.2.1.3 | the ball touching the antenna, the served ball and the third hit of the team crossing the net outside the crossing space, etc.; | 8.4.3, 8.4.4, 10.1.1, D4a, D10 (4) |
| 26.2.1.4 | the foot faults of the server; | 12.4.3, D10 (4) |
| 26.2.1.5 | any contact with the top 80 cm of the antenna on their side of the court by any player during his/her action of playing the ball or interfering with the play; | 11.3.1, 11.4.4, D3, D10 (4) |
| 26.2.1.6 | the ball crossing the net outside the crossing space into the opponent's court or touching the antenna on his/her side of the court; | 10.1.1, D4a, D10 (4) |
| 26.2.1.7 | the block touches during the rally. | |
| 26.2.2 | At the first referee's request, a line judge must repeat his/her signal. | |

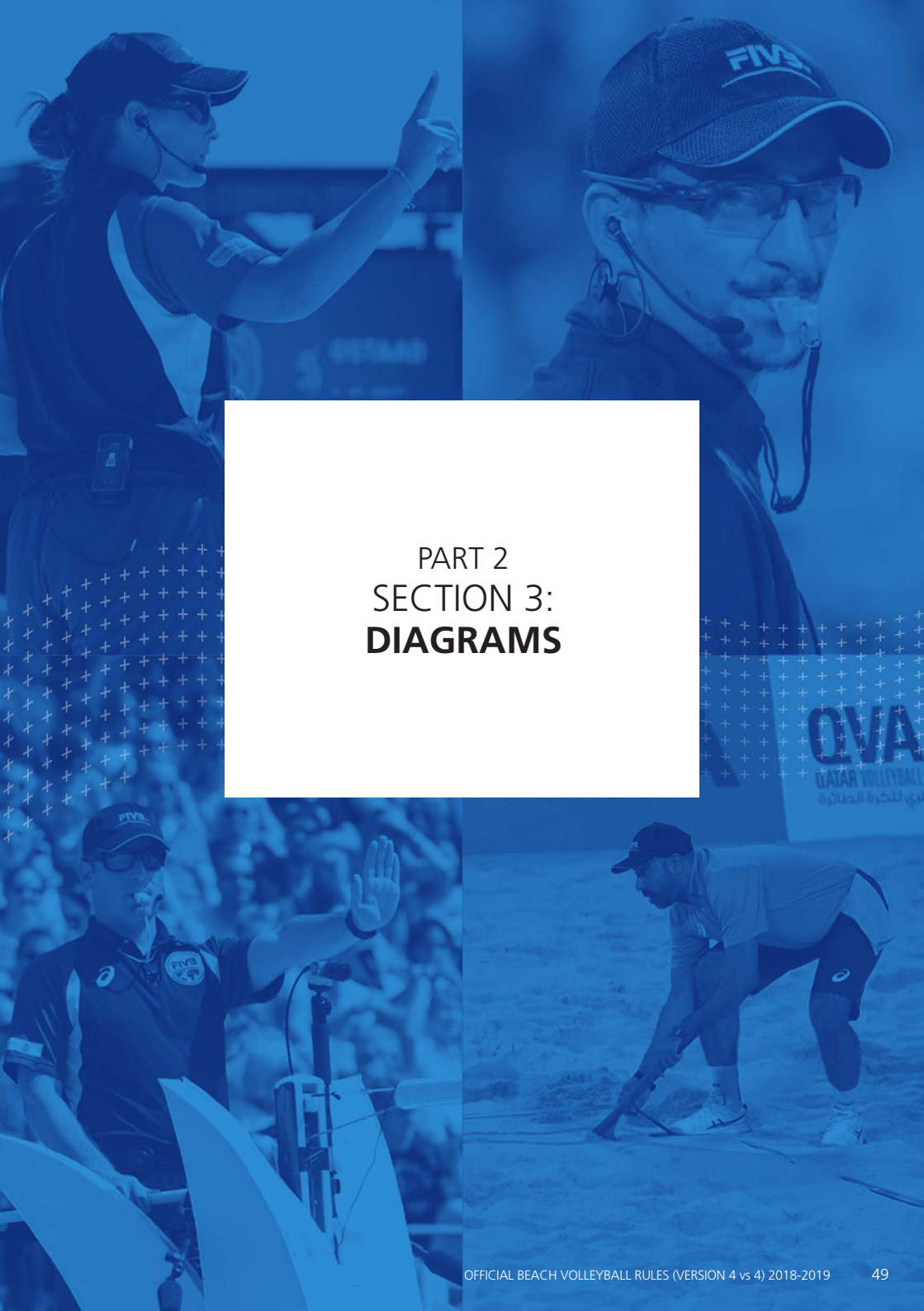
27 OFFICIAL SIGNALS

27.1 REFEREES' HAND SIGNALS

The referees will indicate with the official hand signal the reason for their whistle (the nature of the fault whistled or the purpose of the interruption authorized). The signal has to be maintained for a moment and, if it is indicated with one hand, the hand corresponds to the side of the team which has made the fault or the request.

27.2 LINE JUDGES' FLAG SIGNALS

The line judges must indicate with the official flag signal the nature of the fault called, and maintain the signal for a moment.



PART 2
SECTION 3:
DIAGRAMS

DIAGRAM 1: THE PLAYING AREA

Relevant Rules: 1, 1.4, 4.1.1, 4.2.1, 4.2.3.1, 5.2.3.4, 15.4.2, 15.10.1, 20.3.2.1, 20.3.3.1, 22.1, 23.1, 24.1, 25.1, 26.1

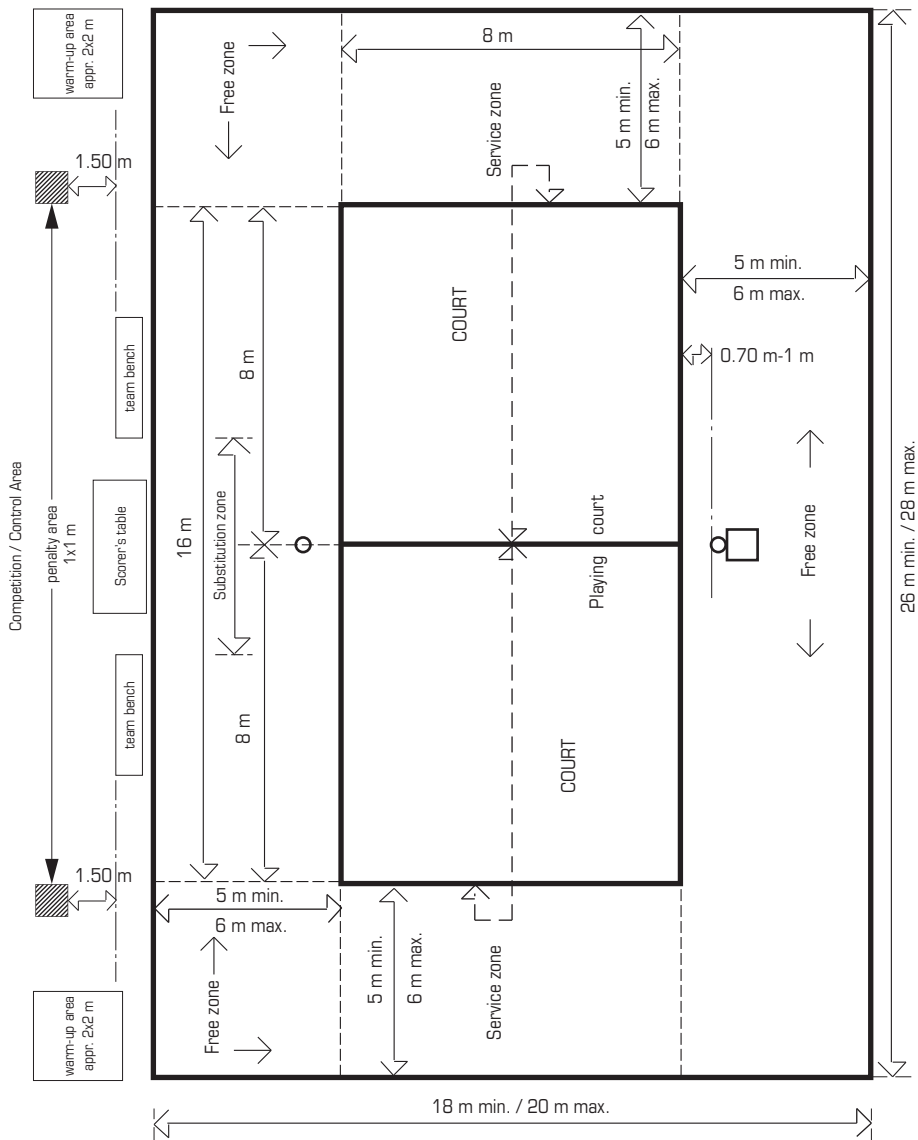


DIAGRAM 2: THE PLAYING COURT

Relevant Rules: 1.1, 1.3, 1.4, 2.5

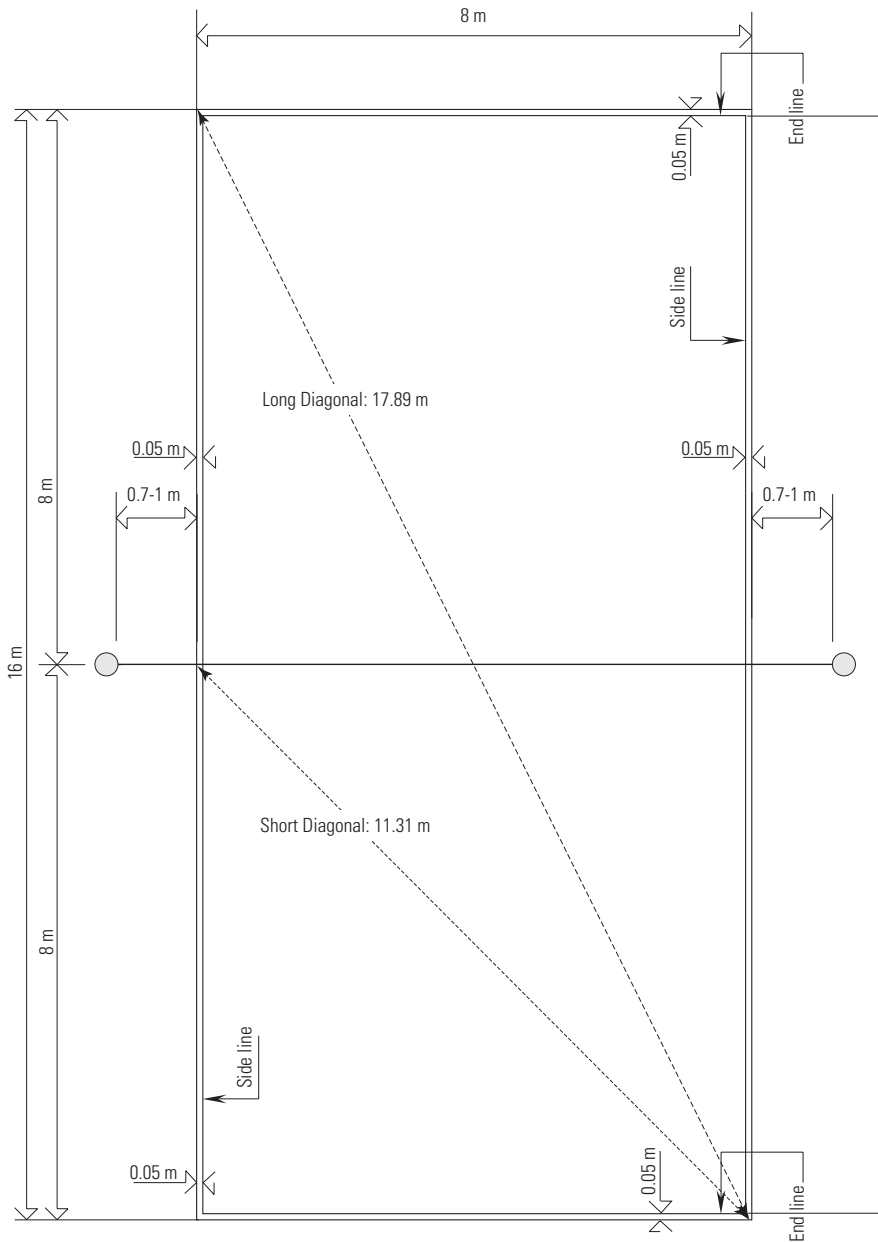
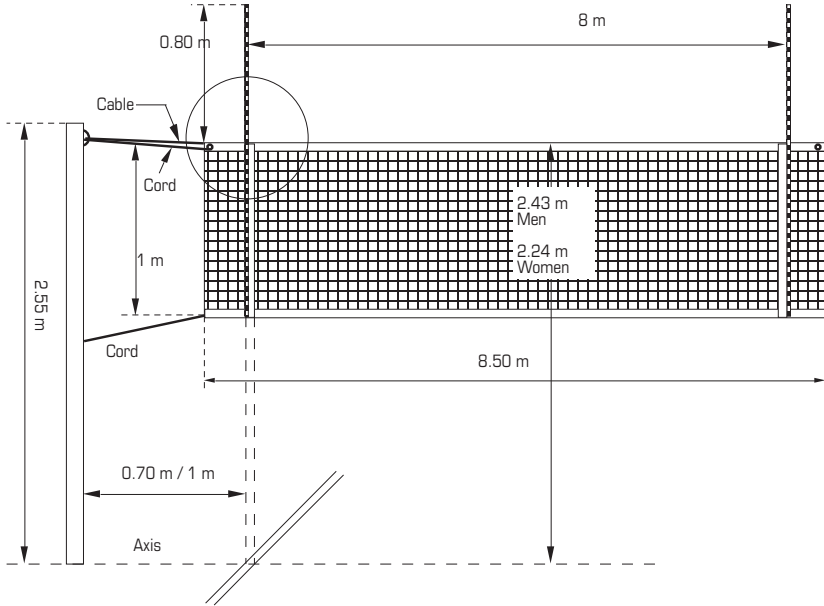


DIAGRAM 3: DESIGN OF THE NET

Relevant Rules: 2, 2.2, 2.3, 2.4, 2.5, 8.4.3, 11.3.1, 11.4.3, 23.3.2.2, 23.3.2.4, 26.2.1.5



For FIVB, World and Official Competitions, the net may be adjusted according to 2.1 above.

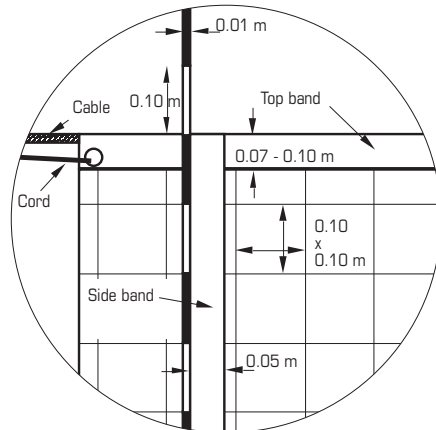
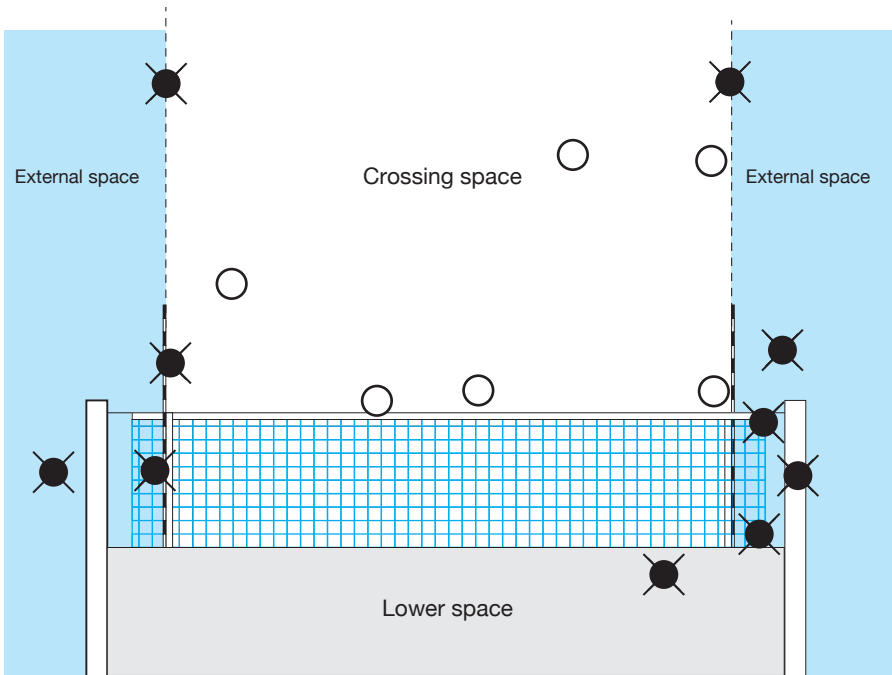


DIAGRAM 4a: BALL CROSSING THE VERTICAL PLANE OF THE NET TO THE OPPONENT COURT

Relevant Rules: 2.4, 8.4.3, 8.4.4, 8.4.5, 10.1.1, 22.3.2.3a, 22.3.2.3d, 22.3.2.3e, 23.3.2.4, 26.2.1.3, 26.2.1.6



- ⊗ = Fault
- ⊙ = Correct crossing

DIAGRAM 4b: BALL CROSSING THE VERTICAL PLANE OF THE NET TO THE OPPONENT FREE ZONE

Relevant Rules: 2.4, 10.1.2, 10.1.2.1, 22.3.2.3a, 22.3.2.3e

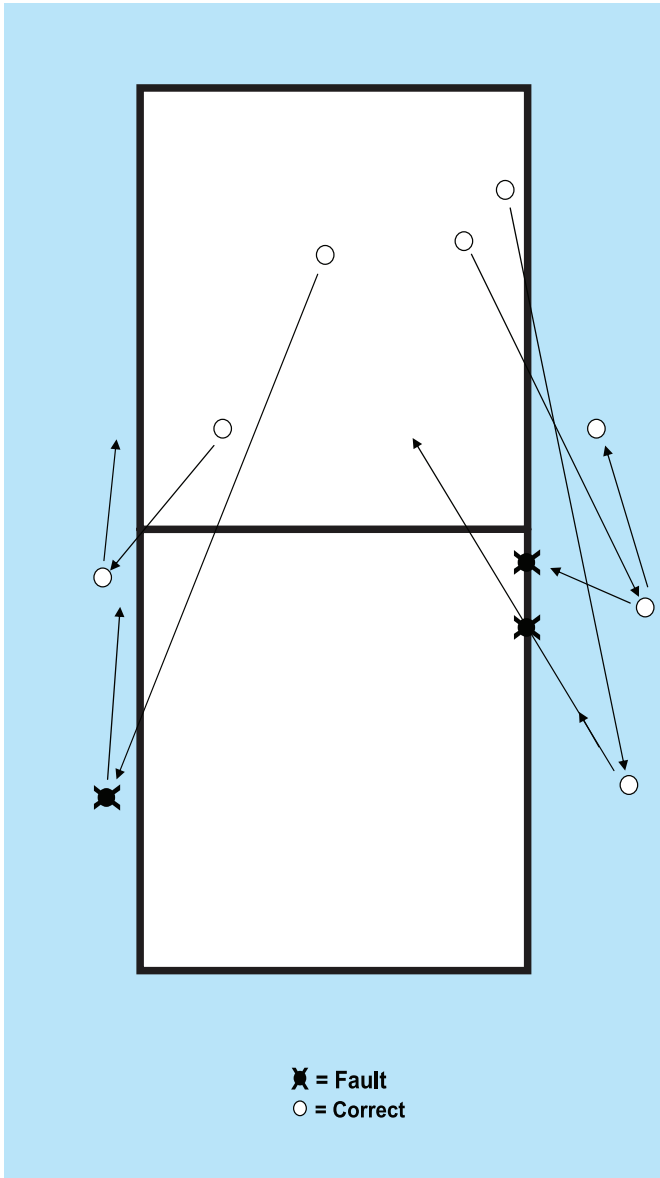


DIAGRAM 5: COLLECTIVE SCREEN

Relevant Rules: 12.5.2, 12.6.2.3, 22.3.2.3a

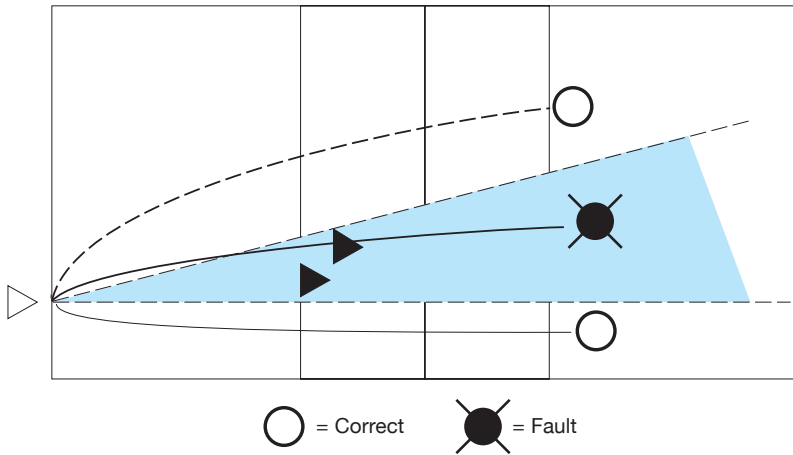


DIAGRAM 6: COMPLETED BLOCK

Relevant Rule: 14.1.3

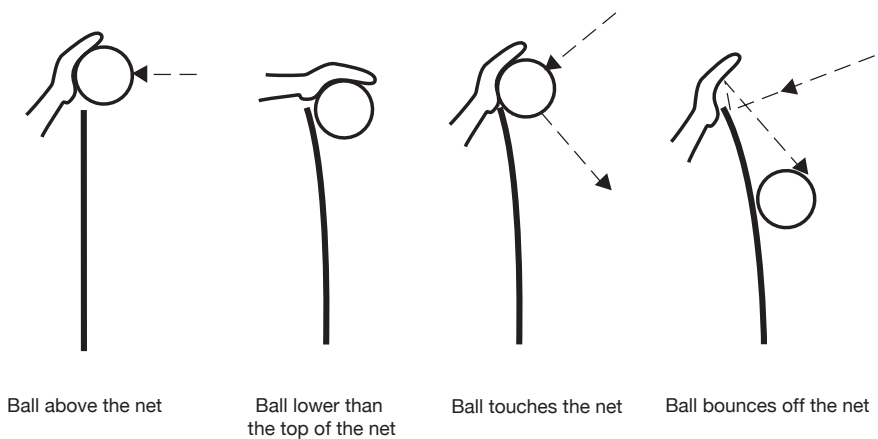


DIAGRAM 7: DETERRENTS AND SANCTIONS

7a: MISCONDUCT WARNING AND SANCTIONS SCALE AND THEIR CONSEQUENCES

Relevant Rules: 20.1, 20.3, 20.4.2, 22.3.2.2

CATEGORIES	OCCURRENCE	OFFENDER	SANCTION	CARDS	CONSEQUENCE
MINOR MISCONDUCT	Stage 1	Any member	Not considered as sanction	None	Prevention only
	Stage 2			Yellow	
	repetition any time		Penalty	as below	as below
RUDE CONDUCT	First	Any member	Penalty	Red	A point and service to the opponent
	Second	Same member	Expulsion	Red + Yellow jointly	Player leaves playing area and stays in the penalty area for the remainder of the set
	Third	Same member	Disqualification	Red + Yellow separately	Player leaves the Competition-Control Area for the remainder of the match
OFFENSIVE CONDUCT	First	Any member	Expulsion	Red + Yellow jointly	Player leaves the playing area and stays in the penalty area for the remainder of the set
	Second	Same member	Disqualification	Red + Yellow separately	Player leaves the Competition-Control Area for the remainder of the match
AGGRESSION	First	Any member	Disqualification	Red + Yellow separately	Player leaves the Competition-Control Area for the remainder of the match

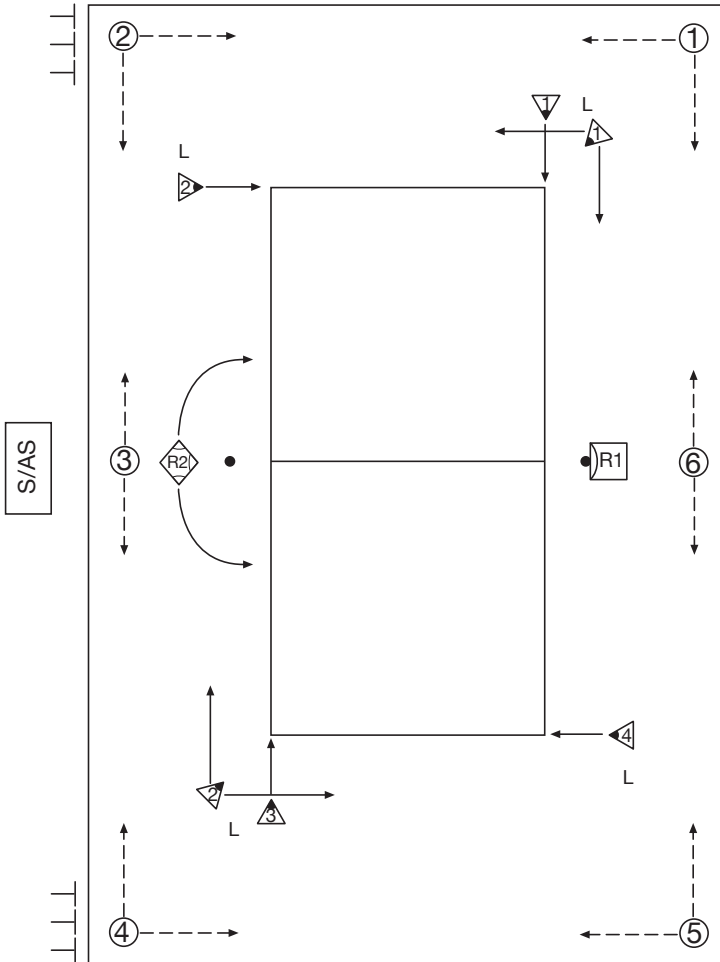
7b: DELAY SANCTIONS SCALE AND CONSEQUENCES

Relevant Rules: 15.10.3b, 16.2, 16.2.2, 16.2.3, 22.3.2.2

CATEGORIES	OCCURRENCE	OFFENDER	DETERRENT or SANCTION	CARDS	CONSEQUENCE
DELAY	First	Any member of the team	Delay Warning	Hand signal No. 25 with Yellow card	Prevention – no penalty
	Second and subsequent	Any member of the team	Delay Penalty	Hand signal No. 25 with Red card	A point and service to the opponent

DIAGRAM 8: LOCATION OF REFEREEING CORPS AND THEIR ASSISTANTS

Relevant Rules: 3.3, 22.1, 23.1, 24.1, 25.1, 26.1



- R1 = First Referee
- ◆ R2 = Second Referee
- S/AS = Scorer/Assistant Scorer
- ▶ = Lines Judges (numbers 1-4 or 1-2)
- ④ = Ball Retrievers (numbers 1-6)
- = Sand Levelers

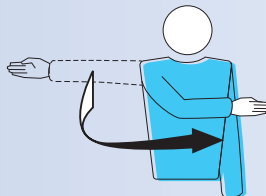
DIAGRAM 9: REFEREES' OFFICIAL HAND SIGNALS

Legend: **F** **S** Referee(s) who must show the signal according to their regular responsibilities
F **S** Referee(s) who show the signal in special situations

1 AUTHORISATION TO SERVE

Relevant Rules: 12.3, 21.2.1.1

Move the hand to indicate direction of service




F

2 TEAM TO SERVE

Relevant Rules: 21.2.3.1, 21.2.3.2, 21.2.3.3

Extend the arm to the side of team that will serve

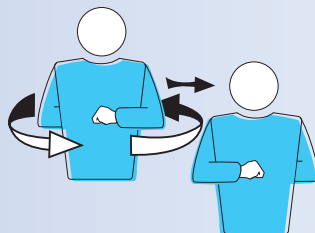


F **S**

3 CHANGE OF COURTS

Relevant Rule: 18.2.1

Raise the forearms front and back and twist them around the body

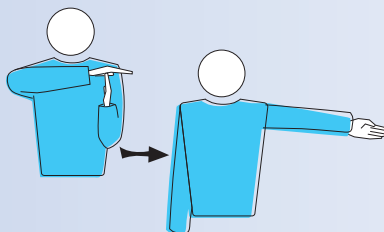


F **S**

4 TIME-OUT

Relevant Rule: 15.4.1

Place the palm of one hand over the fingers of the other, held vertically (forming a T) and then indicate the requesting team



F **S**

5 SUBSTITUTION

Relevant Rules: 7.3.5.3, 15.5.1, 15.5.2, 15.8

Circular motion of the forearms around each other




(F) (S)

6a MISCONDUCT WARNING

Relevant Rules: 20.1, 20.6, 22.3.2.2

Show a yellow card for warning




(F)

6b MISCONDUCT PENALTY

Relevant Rules: 20.3.1, 20.6, 22.3.2.2

Show a red card for penalty



(F)

7 EXPULSION

Relevant Rules: 20.3.2, 20.6, 22.3.2.2

Show both cards jointly for expulsion

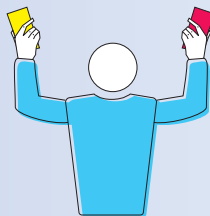


(F)

8 DISQUALIFICATION

Relevant Rules: 20.3.3, 20.6, 22.3.2.2

Show red and yellow cards separately for disqualification



F

9 END OF SET (OR MATCH)

Relevant Rules: 6.2, 6.3

Cross the forearms in front of the chest, hands open

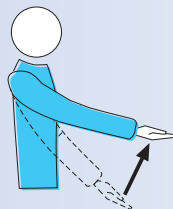


F

10 BALL NOT TOSSED OR RELEASED AT THE SERVICE HIT

Relevant Rule: 12.4.1

Lift the extended arm, the palm of the hand facing upwards



F

11 DELAY IN SERVICE

Relevant Rule: 12.4.4

Raise five fingers, spread open



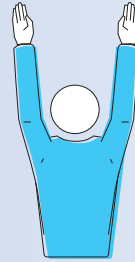
F

12 BLOCKING FAULT OR SCREENING

Relevant Rules: 12.5, 14.5, 14.6.3, 22.3.2.3a

Raise both arms vertically, palms forward

F



13 POSITIONAL OR ROTATIONAL FAULT

Relevant Rules: 7.7.1, 12.6.1.1, 22.3.2.3a

Make a circular motion with the forefinger

F S

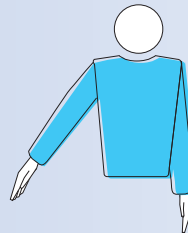


14 BALL "IN"

Relevant Rules: 6.1.1.1, 8.3

Point the arm and fingers toward the floor

F S

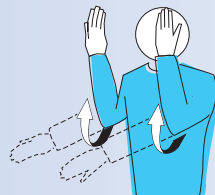


15 BALL "OUT"

Relevant Rules: 8.4.1, 8.4.2, 8.4.3, 8.4.4, 12.6.2.2, 13.2.2, 22.3.2.3f, 23.3.2.3, 23.3.2.4

Raise the forearms vertically, hands open, palms towards the body

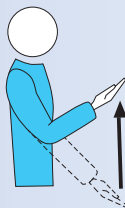
F S



16 CATCH

Relevant Rules: 9.3.3, 22.3.2.3b

Slowly lift the forearm, palm of the hand facing upwards




F

17 DOUBLE CONTACT

Relevant Rules: 9.1.1, 9.3.4, 22.3.2.3b

Raise two fingers, spread open




F S

18 FOUR HITS

Relevant Rule: 9.3.1

Raise four fingers, spread open

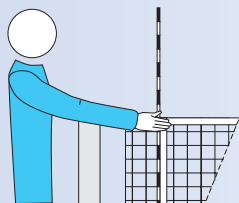


F

19 NET TOUCHED BY PLAYER – SERVED BALL TOUCHES THE NET BETWEEN THE ANTENNAE AND DOES NOT PASS THE VERTICAL PLANE OF THE NET

Relevant Rule: 12.6.2.1

Indicate the relevant side of the net with the corresponding hand

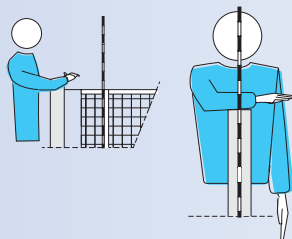


F S

20 REACHING BEYOND THE NET

Relevant Rules: 11.4.1, 13.2.1, 14.6.1, 22.3.2.3c

Place a hand above the net, palm facing downwards



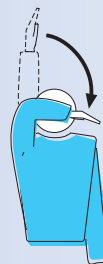
F

21 ATTACK HIT FAULT

- by a player who completes an attack-hit using an open-handed finger action, or if using finger tips that are not rigid and together.
- by a player who completes an attack hit on the opponent's service, when the ball is entirely higher than the top of the net.
- by a player who completes an attack-hit using an overhand pass which has a trajectory not perpendicular to the line of the shoulders, except when he/she is attempting to set to his or her teammate.

Relevant Rules: 13.2.3, 13.2.4, 13.2.5

Make a downward motion with the forearm, hand open



F

22 INTERFERENCE DUE TO PENETRATION INTO THE OPPONENT'S COURT AND SPACE UNDER THE NET BALL CROSSES COMPLETELY THE LOWER SPACE UNDER THE NET THE SERVER TOUCHES THE COURT (THE END LINE INCLUDED) OR THE GROUND OUTSIDE THE SERVICE ZONE UNLESS FOR THE SERVER, THE PLAYER STEPS OUTSIDE HIS/HER COURT AT THE MOMENT OF THE SERVICE HIT

Relevant Rules: 8.4.5, 12.4.3, 22.3.2.3d, 22.3.2.3e, 23.3.2.1, 23.3.2.6

Point to the court under the net or to the respective line



F S

23 DOUBLE FAULT AND REPLAY

Relevant Rules: 6.1.2.2, 12.4.5, 17.2, 21.2.3.3a

Raise both thumbs vertically



F S

24 BALL TOUCHED

Relevant Rule: 14.6.4

Brush with the palm of one hand the fingers of the other, held vertically

F



25 DELAY WARNING/DELAY PENALTY

Relevant Rules: 16.2.2, 16.2.3

Cover the wrist with a yellow card (warning) or with a red card (penalty)

F


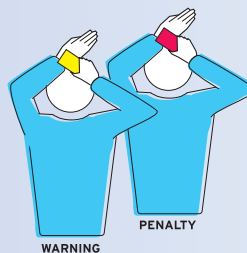
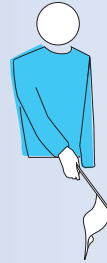


DIAGRAM 10: LINE JUDGES' OFFICIAL FLAG SIGNALS

1 BALL "IN"

Relevant Rules: 8.3, 26.2.1.1


Point down with flag



2 BALL "OUT"

Relevant Rules: 8.4.1, 26.2.1.1

Raise flag vertically



3 BALL TOUCHED

Relevant Rule: 26.2.1.2

Raise flag and touch the top with the palm of the free hand



4 CROSSING SPACE FAULTS, BALL TOUCHED AN OUTSIDE OBJECT, OR FOOT FAULT BY ANY PLAYER DURING SERVICE

Relevant Rules: 8.4.2, 8.4.3, 8.4.4, 12.4.3, 23.3.2.3, 26.2.1.3, 26.2.1.4, 26.2.1.5, 26.2.1.6

Wave flag over the head and point to the antenna or the respective line



5 JUDGEMENT IMPOSSIBLE

Raise and cross both arms and hands in front of the chest



L





PART 3
DEFINITIONS

COMPETITION/CONTROL AREA

The Competition/Control Area is a corridor around the playing court and free zone, which includes all spaces up to the outer barriers or delimitation fence. See diagram 1.

ZONES

These are sections within the playing area (i.e. playing court and free zone) as defined for a specific purpose (or with special restrictions) within the rule text. These include: Service Zone, Substitution Zone, and Free Zone.

AREAS

These are sections of the competition/control area, outside the free zone, identified by the rules as having a specific function. These include: warm-up area and penalty area.

LOWER SPACE

This is the space defined at its upper part by the bottom of the net and the cord joining it to the posts, at the sides by the posts, and the bottom by the playing surface.

CROSSING SPACE

The crossing space is defined by:

- The horizontal band at the top of the net
- The antennae and their extension
- The ceiling

The ball must cross to the opponent's COURT through the crossing space.

EXTERNAL SPACE

The external space is in the vertical plane of the net outside of the crossing and lower spaces.

SUBSTITUTION ZONE

This is the part of the free zone through which substitutions are carried out.

UNLESS BY AGREEMENT OF FIVB

This statement recognizes that while there are regulations on the standards and specification of equipment and facilities, there are occasions when special arrangements can be made by FIVB in order to promote the game of Volleyball or to test new conditions.

FIVB STANDARDS

The technical specifications or limits as defined by FIVB to the manufacturers of equipment.

PENALTY AREA

In each half of the competition/control area, there is a Penalty Area located behind the prolongation of the end line, outside the free zone, which should be placed a minimum of 1.5 metres behind the rear edge of the bench.

FAULT

- a) A playing action contrary to the rules.
- b) A rule violation other than a playing action.

BALL RETRIEVERS AND SAND LEVELLERS (RAKERS)

These are personnel whose job it is to maintain the flow of the game by rolling the ball to the server between rallies.

Sand levlers: these court assistants use long rakes or long poles with flattened ends to smooth out the sand especially around the court lines and across the central axis of the court between the posts. They smooth the sand before the match, during time outs and between the sets.

RALLY POINT

This is the system of scoring a point whenever a rally is won.

INTERVAL

The time between sets. The change of courts at every sum of points scored is not to be regarded as an interval.

INTERFERING

Any action which will create an advantage against the opponent team or any action which prevents an opponent from playing the ball.

OUTSIDE OBJECT

An object or a person which while outside the playing court or close to the limit of the free playing space provides an obstruction to the flight of the ball. For example: overhead lights, the referee's chair, TV equipment, scorer's table, and net posts. Outside objects do not include the antennae since they are considered as the part of the net.

SUBSTITUTION

This is the act by which one regular player leaves the court and another regular player takes his/her place.

INDEX

A

Additional Equipment.....	15
Antennae.....	14
Assistant Scorer.....	47
– Location.....	47
– Responsibilities.....	47
Attack hit.....	30
Authorization of the service.....	29

B

Ball at the net.....	26
Ball crossing the net.....	26
Ball “in”.....	24, 61, 65
Ball in play.....	24
Ball in the net.....	27
Ball “out”.....	24, 61, 65
Ball out of play.....	24
Ball touching the net.....	27
Balls.....	15
Block.....	30, 55
Block and team hits.....	31
Block contact.....	31
Blocking.....	30, 61
Blocking faults.....	31
Blocking the service.....	31
Blocking within the opponent’s space.....	31

C

Captain.....	18
Change of courts/switches.....	37, 58
Change of equipment.....	17
Characteristics of the attack hit.....	30
Characteristics of the hit.....	26
Coach.....	18
Contact with the net.....	27

D

Default and incomplete team.....	21
Delay sanctions.....	35, 56
Dimensions.....	12

E

Equipment.....	17
Exceptional game interruption.....	36
Exceptional substitution.....	33
Execution of the service.....	29
External interference.....	36

F

Fair play.....	38
Faults in playing the ball.....	26
Faults made during the service.....	29
Faults of the attack hit.....	30
First Referee.....	43
– Authority.....	43
– Location.....	43
– Responsibilities.....	44
First service in a set.....	28
Five-ball system.....	15
Forbidden objects.....	17

G

Game delays.....	35
Game interruptions.....	32

H

Height of the net.....	13
------------------------	----

I

Illegal substitution.....	34
Improper request.....	34
Injury/Illness.....	36
Interruptions.....	32
Intervals.....	36
Intervals and court switches.....	36

L

Lighting.....	13
Limitation of substitutions.....	33
Line judges.....	47, 65-66
– Location.....	47
– Responsibilities.....	48
Line judges’ flag signals.....	48, 65-66
Lines on the court.....	12
Location of the team.....	16

M

Minor misconduct.....	38
Misconduct and its sanctions.....	38
Misconduct before and between sets.....	40
Misconduct leading to sanctions.....	39

N

Net and posts.....	13
Number of regular game interruptions.....	32

O

Official signals.....	48, 58-64, 65-66
Official warm-up session	22

P

Player's faults at the net.....	28
Playing area.....	12, 50
Playing surface	12
Playing the ball.....	25
Positions.....	23
Positional fault	23
Posts	15
Prolonged interruptions.....	36

R

Reaching beyond the net.....	27, 63
Refereeing corps	42, 57
– Procedures	42
– Responsibilities	44, 45, 46, 47, 48
Referees' hand signals.....	48, 58-64
Requirements of conduct	38
Rotational fault	61

S

Sanction cards.....	40, 56, 59-60
Sanction scale	39, 56
Scorer	46
– Location	46
– Responsibilities	46
Screening.....	29, 61
Second Referee	44
– Authority.....	44
– Location	44
– Responsibilities	45
Sequence of regular game interruptions.....	32
Service	28
Service order	23, 28
Service order faults.....	23, 29
Side bands	14
Sportsmanlike conduct.....	38
Standards.....	15
States of play	24
Structure.....	14
Structure of play.....	21
Substitution.....	33

T

Teams.....	16
Team composition	16
Team hits.....	25, 31
Team leaders	18
Team line-up	22
The toss	21
Time-outs.....	32
To score a point.....	20
To score a point, win a set and the match...	20
To win a set.....	21
To win the match	21
Types of delays	35

U

Uniformity of balls.....	15
--------------------------	----

W

Weather.....	13
--------------	----

Z

Zones and areas	13
-----------------------	----



FIVB[™]



fivb.org

